

## **BONDS UPDATE : YIELDS LOWER MAYBE?**

**1) Yields are close to breaching levels where we will see a MAJOR DROP (US 5yr and UK 10yr). ALL durations are stretched, quarterly, monthly, weekly and daily... this is RARE!**

**2) Nearly ALL US curves rejected the recent steepening BIAS at MAJOR MULTI YEAR 61.8% ret, the RSI's remain low however. If the 61.8% ret's are breached we steepen in a BIG WAY.**

**3) Germany 26's bonds are basing finally.**

**4) UK yields have a LOFTY RSI and UKTI POISED to bounce, all eyes on a breach of 1.489 (10yr Gilts).**

**5) US 10 Breakevens have a LOFTY WEEKLY and DAILY RSI.**

**Bond markets : Yields are finally stalling against the backdrop of many dislocated RSI's. The closes are important prequal to the end of the month.**

**US BONDS : All US yields are now above multi year trendlines but daily RSI's are lofty, especially the 5yr sector. The US 5yr is a special case as the RSI is dislocated on a monthly and quarterly period.**

**US curves look to have found a BASE against the historically LOW RSI's but have nearly ALL stalled at the multiyear 61.8% ret, its worth waiting for the monthly closes.**

**Europe is a very mixed bag and PERIPHERAL markets void of REAL MONEY positioning. It has become a bit of a HEDGE FUND CHOP FEST.**

US 30yr quarterly : We are now above the multi year trend line 2.8727 BUT a very neutral RSI.



23/02/2018

US 30yr Monthly : We have STALLED against the 61.8% ret 3.2499 and a minor pierce is developing.



23/02/2018

US 30yr weekly : We have hit the 0.0% ret 3.2131 and the RSI seems sufficiently high to see yields stall. A close below 3.09 bollinger average will be a major statement.



23/02/2018

US 30yr daily : The RSI is VERY pronounced and we have now stalled at the 100% ret 3.2131.



US 10yr quarterly : A defined break of the multi year trend line.



US 10yr monthly : Despite the RSI the yield rally is relentless but the 100% ret 3.0516 should be effective resistance.



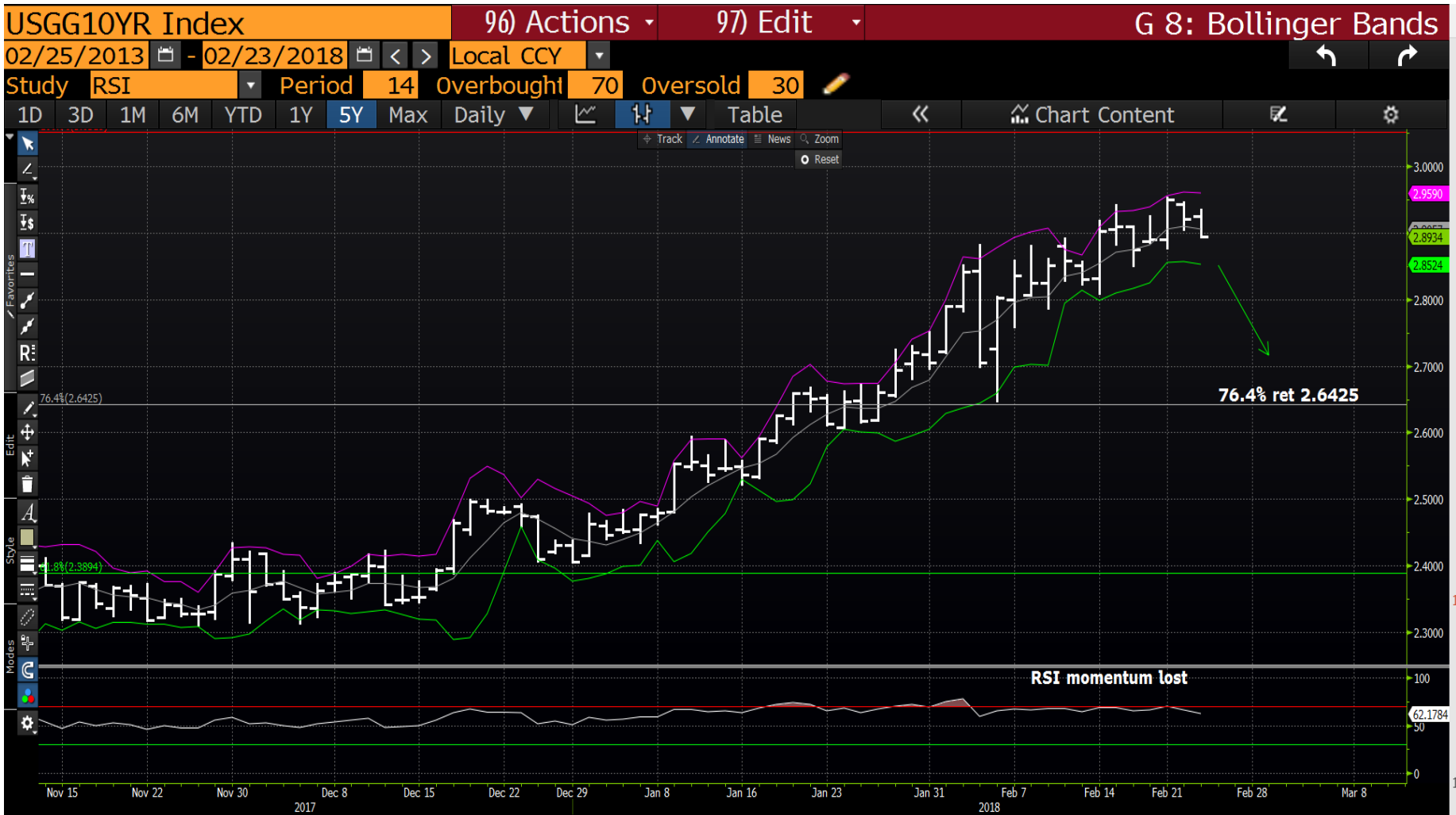
23/02/2018



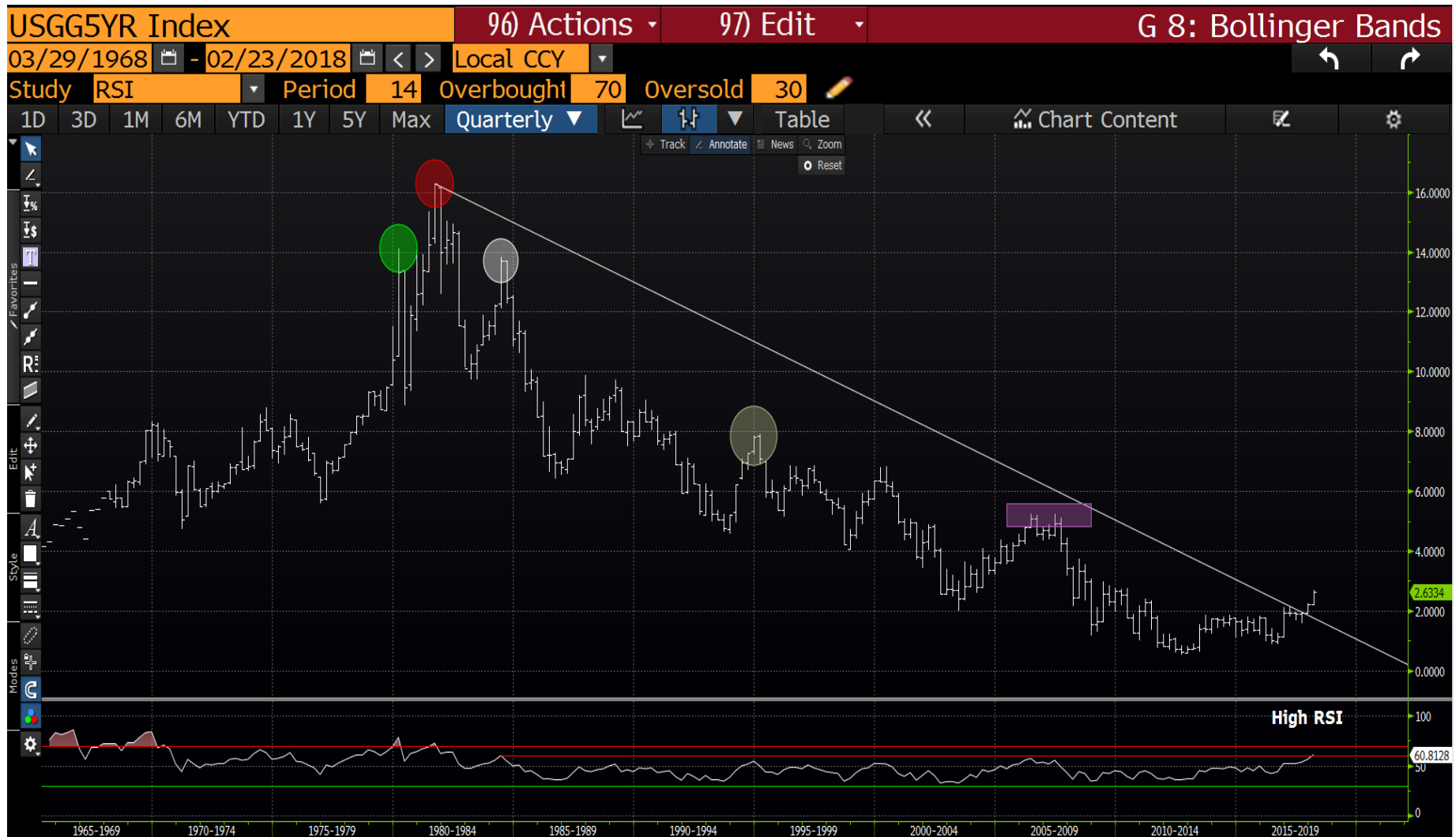
US 10yr weekly : The latest RSI overstretch has taken it to levels matching that of January 2014. We do not yet have a pierce but the TOP Bollinger is curling over.



US 10yr daily : The market is struggling to decide, but does seem to have a chance of rolling over into the weekend.



US 5yr quarterly : NOT A CHART TO IGNORE given the RSI is as HIGH as 1984!  
This long-term chart is backed up by the monthly therefore it's a MAJOR disparity, this could form a long-term peak.



23/02/2018

US 5yr monthly : This compliments the previous chart with an RSI dislocation rarely seen.  
 We are shy of the channel but might just be NEAR ENOUGH to FAIL.



US 5yr weekly : Yet another chart complimenting the HISTORICAL overstretch but the issue is do we fail here or at the 50% ret 2.8843.



23/02/2018

13

US 5yr daily : This isn't giving any instant clues as to where we fail but sub the 38.2% ret 2.3318 will be negative.



US 5yr daily : Key level to breach today will be the 2.6188 100% ret.



## **US curves are historically OVERSTRETCHED.**

- **The recent steepening stalled at several of the multi year 61.8% rets BUT the monthly RSI's are FIRMLY OVERSOLD.**
- **Ideally wait for this months closes to ensure confirmation as so many positioned in the flattener still. IF we do steepen we NOW NEED to breach the RECOGNISED 61.8% rets.**
- **It is tough to decide which combination to chose BUT MANY as reasonable RSI dislocation BUT any use of the 5yr may help.**



US 2-5 curve monthly : A near perfect failure at the multi year 61.8% ret 49.286. The RSI is lacking conviction so more about the monthly close now.



US 2-10 curve monthly : This RSI is back at previous lows but like the last chart we have struggled to breach the multi year 61.8% ret 77.675. Lets see what the monthly close brings but remember that retracement.



US 2-30 monthly : The RSI is more pronounced and we have recognised the 61.8% ret 105.137. Key close above or below this level.



US 5-10 monthly : We have a VERY low RSI similar to that of 2015, but the BASE needs to be confirmed. A close above the 61.8% ret 31.868 will help and spark a MAJOR steepening.



US 5-30 monthly : The RSI has a far greater punctuation and previous examples highlighted. A huge range this month and so the REAL steepening cannot be confirmed till above the 61.8% ret 76.976. Mixed here NOW post the retracement failure.



US 10-30 monthly : The LOWEST RSI EVER but we are struggling to gain any steepening traction.



UK 10yr quarterly : A very inconclusive chart and the RSI could not be more neutral BUT sub 1.4800 we should see yields drop.



23/02/2018

23

UK 10yr weekly : The RSI LOFTY 2013 – 2014 levels and a break below the 38.2% ret 1.489 will confirm a MAJOR DROP.





DBR 46 daily : A difficult and sideways market of late but we finally look like seeing this bond rally.



DBR 25 weekly : A much more attractive chart, RSI lowest ever and a close above the 50% ret 101.186 is POSITIVE.



DBR 25 daily : A close above the 50% ret 101.186 is confirming a BASE and RECOVERY.



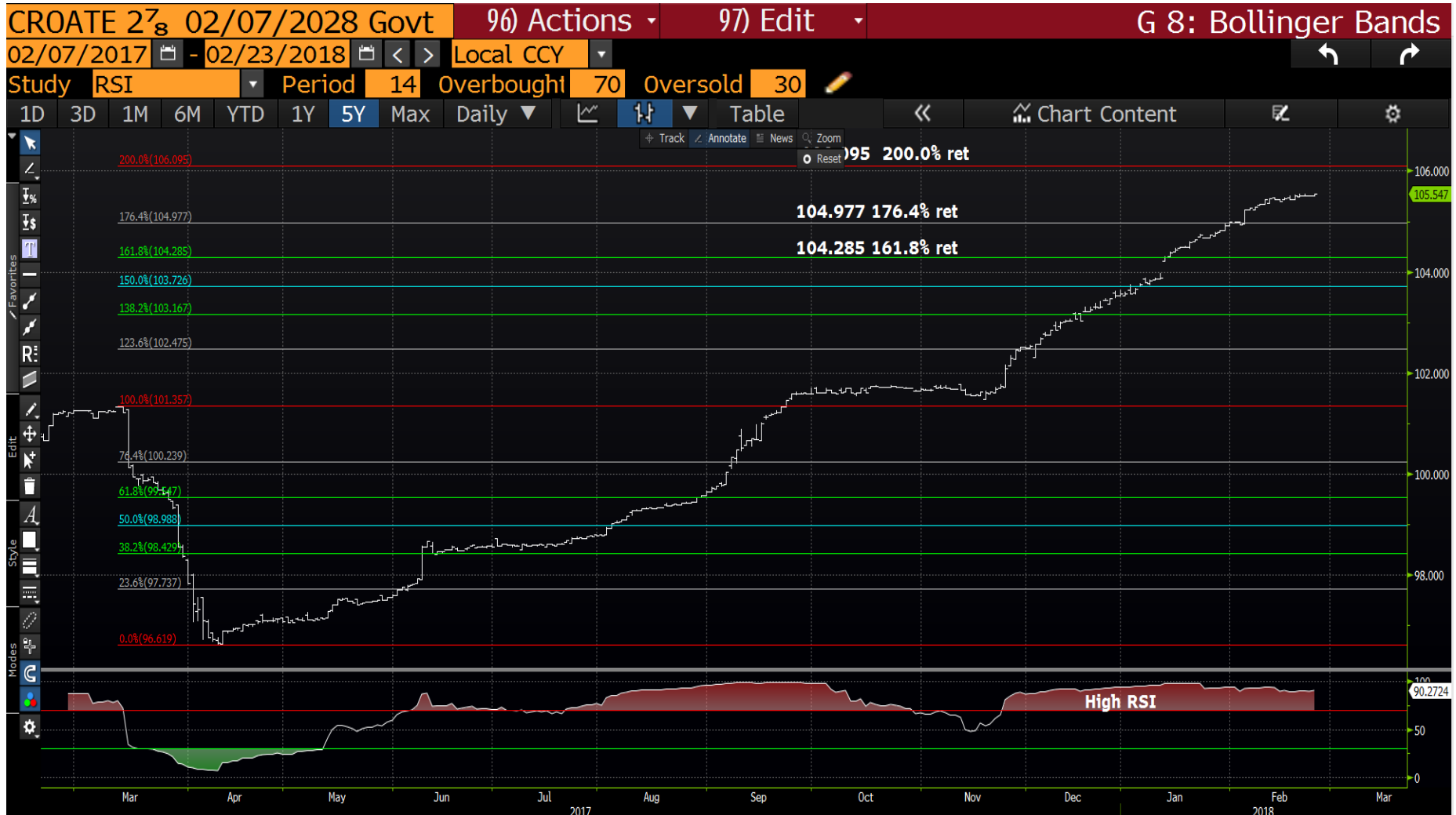
Italian generic 10yr daily : A very very neutral performance and RSI despite the elections.



# Portugal 27's : A VERY sideways market and RSI.



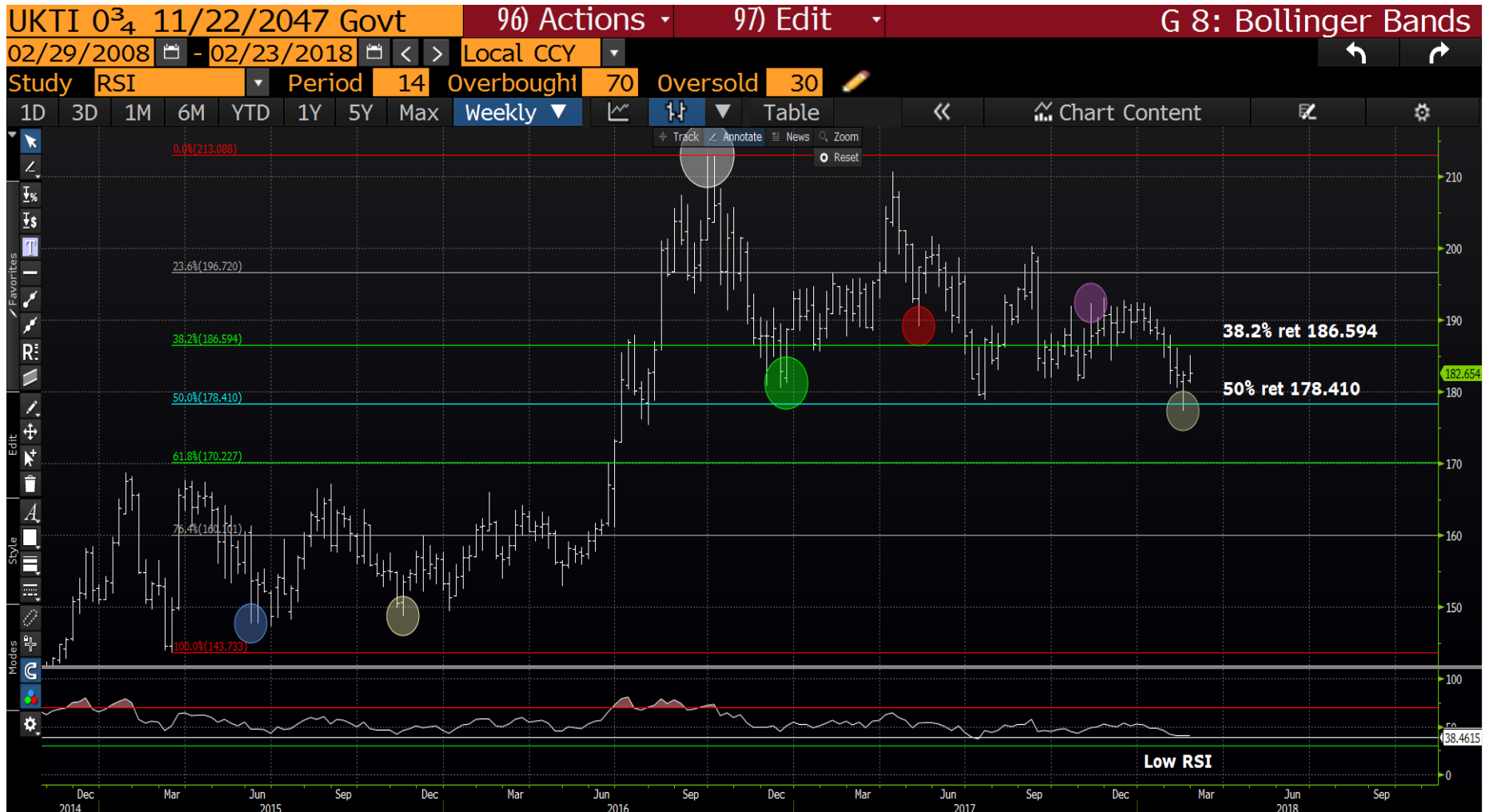
Croatia 28' daily : The RSI is high but has been for some time in this “trending” scenario.



UK 10yr breakevens daily : A VERY sideways formation, with little to add!



UKTI 47's weekly : The RSI is reasonably low and we have held the 50% ret 178.10. Last week we formulated a decent downside pierce ..\*\* A positive chart \*\*.





US 10yr breakevens weekly : This is a big test given we are up at the 23.6% ret 2.0665, the RSI matches that of the 2016 failure.



US 5yr breakevens weekly : The RSI is high and previous high 2.0809 solid resistance.



This research was prepared by Chris Williams. He is a self-employed contractor with Astor Ridge. A history of his research can be provided upon request in compliance with the European Commission's Market Abuse Regulation.

Astor Ridge takes no proprietary trading risk, has no market making facilities, and has no position in any security we discuss in this e-mail. The views in this e-mail are those of the author(s) and are subject to change, and Astor Ridge has no obligation to update its opinions or the information in this publication. If this e-mail contains recommendations, those recommendations reflect solely and exclusively those of the author, and such opinions were prepared independently of any other interests, including those of Astor Ridge and/or its affiliates.

This publication does not constitute personal investment advice or take into account the individual financial circumstances or objectives of the clients who receive it. The securities discussed herein may not be suitable for all investors. Astor Ridge recommends that investors independently evaluate each issuer, security or instrument discussed herein, and consult any independent advisors they believe necessary.

The value of and income from any investment may fluctuate from day to day as a result of changes in relevant economic markets (including changes in market liquidity). The information herein is not intended to predict actual results, which may differ substantially from those reflected. Past performance is not necessarily indicative of future results.

You should not use or disclose to any other person the contents of this research, nor take copies. This is not a representation or warranty and is not intended nor should it be taken to create any legal relations, contractual or otherwise. This research and any files transmitted with it are confidential, may be legally privileged, and are for the sole use of the intended recipient. Copyright in this research and any accompanying document created by Astor Ridge LLP is owned by Astor Ridge LLP.

Astor Ridge LLP is regulated by the Financial Conduct Authority (FCA): Registration Number 579287

Astor Ridge LLP is Registered in England and Wales with Companies House: Registration Number OC372185

Astor Ridge NA LLP is a member of FINRA/SIPC: CRD Number 282626

Astor Ridge NA LLP is Registered in England and Wales with Companies House: Registration Number OC401796