

FX UPDATE AND EM BONDS.

- **The USD INDEX is STRUGGLING to BASE especially on the monthly chart.**
- **EUR USD continues to cause heartache holding its KEY retracement SUPPORT 1.2167.**
- **EUR GBP weekly is COILING for a major move.**
- **USD JPY hitting a 61.8% ret 106.54.**
- **USD ZAR is now struggling to hold major support.**

EUR USD quarterly : Yet again the EURO saves itself from failure running stops and breaking back up above the 38.2% ret 1.2382. Little else to add given the RSI is neutral.



EUR USD weekly : The RSI is HIGH, highest since 2008 but we are struggling to source a failure LEVEL. Next resistance is the 61.8% ret 1.2598.



15/02/2018

EUR USD weekly : This RSI is very high but hasn't impacted the market performance. We should see sizeable resistance at the 61.8% ret 1.2598.



15/02/2018

EUR USD daily : The RSI is neutral with little resistance up here.

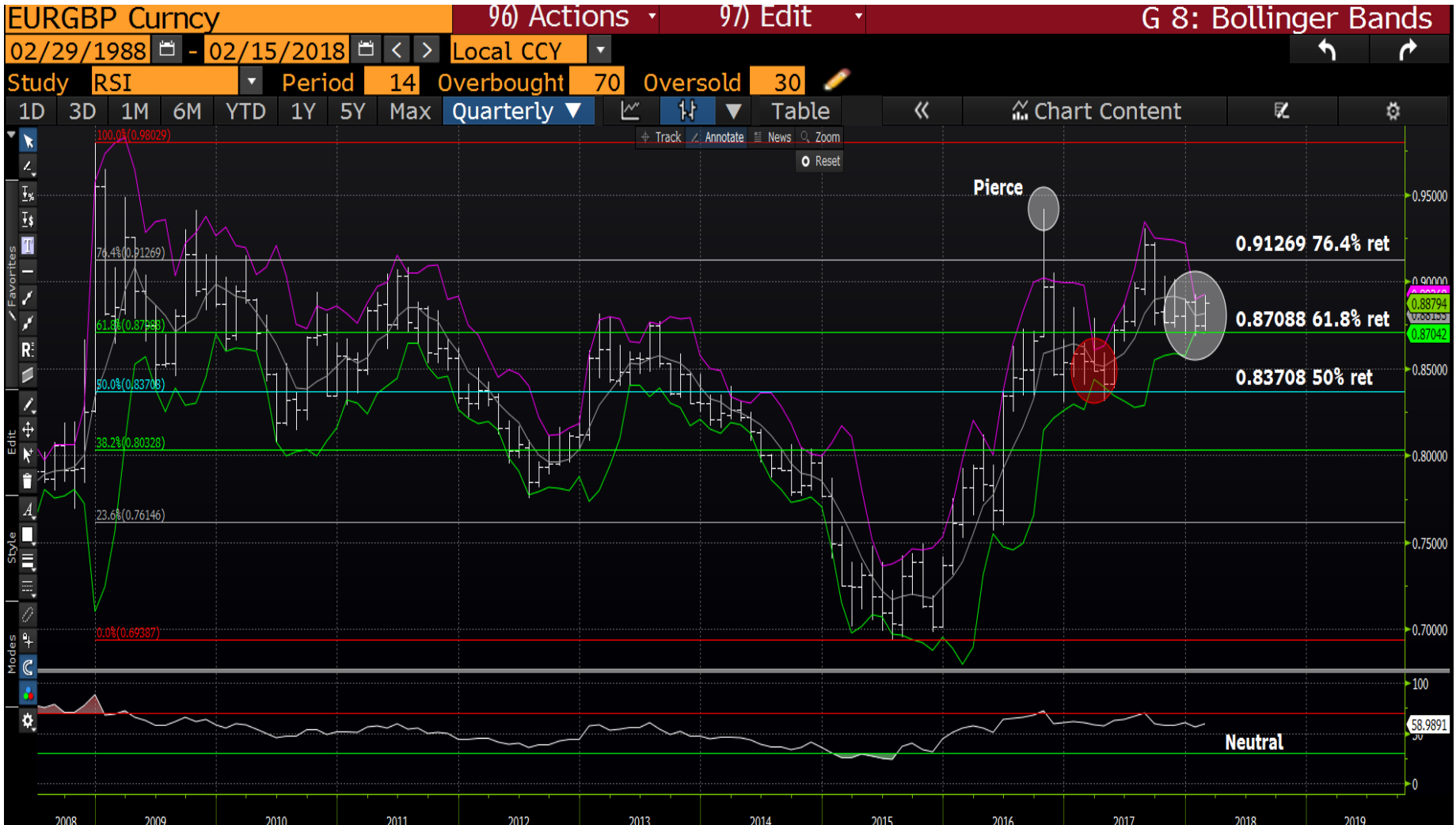


15/02/2018

EUR GBP quarterly : This remains a VERY negative chart however the inability to breach the bollinger average 0.87664 is becoming a MAJOR worry, but fingers crossed we do.



EUR GBP monthly : The bollinger bands have done a perfect job of containing the market plus the added bonus are COMPRESSED, this USUALLY leads to a major relocation.



EUR GBP weekly : The latest range has been very choppy and ideally we need to close SUB the 61.8% ret 0.87079.



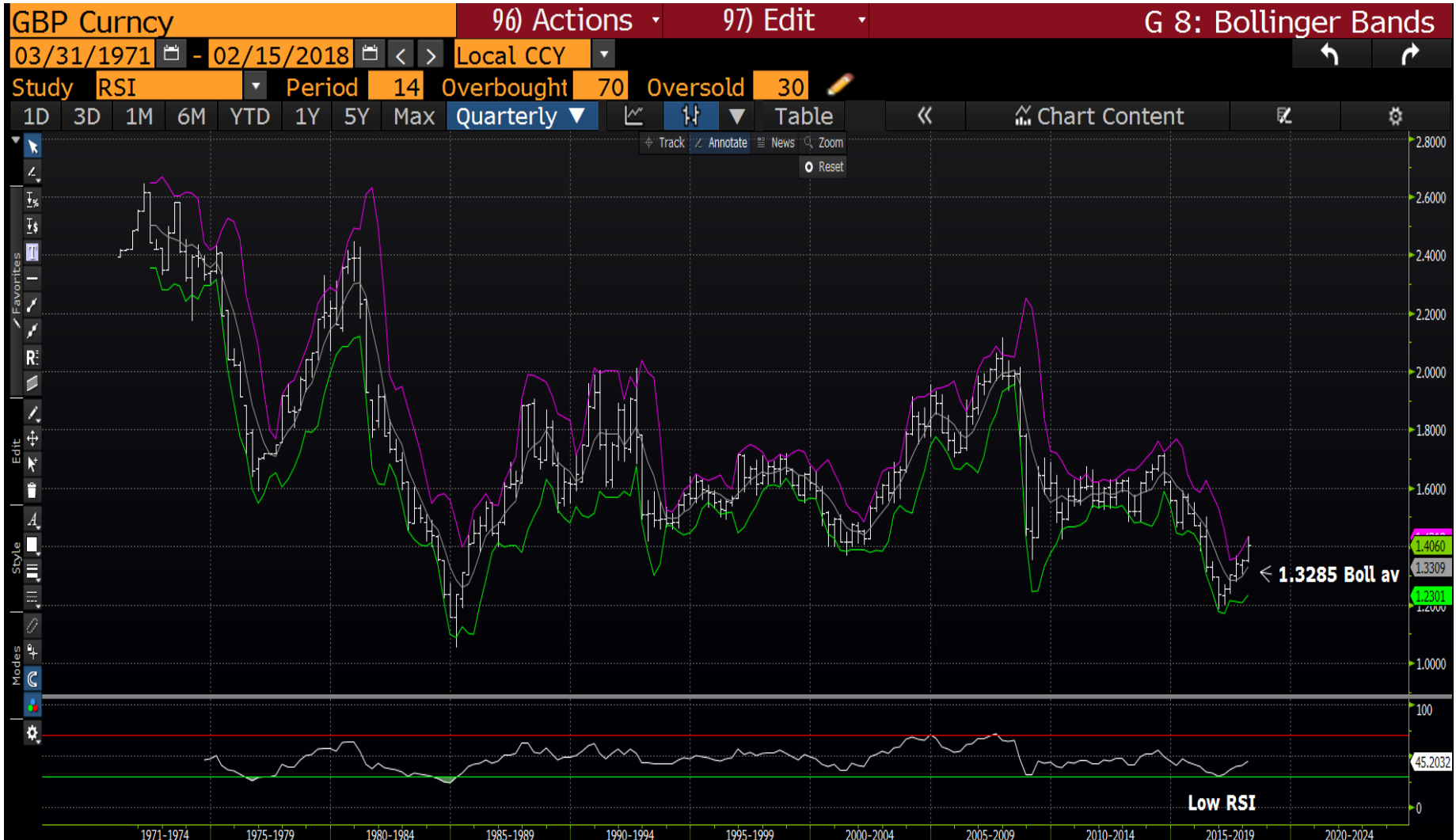
USD JPY quarterly : The range has increased recently despite the neutral RSI.



USD JPY weekly : The RSI is LOW as we test the 106.54 61.8% ret.



Cable Quarterly : We recovered well but a lot of the short positioning has been reduced so we may struggle with further upside.

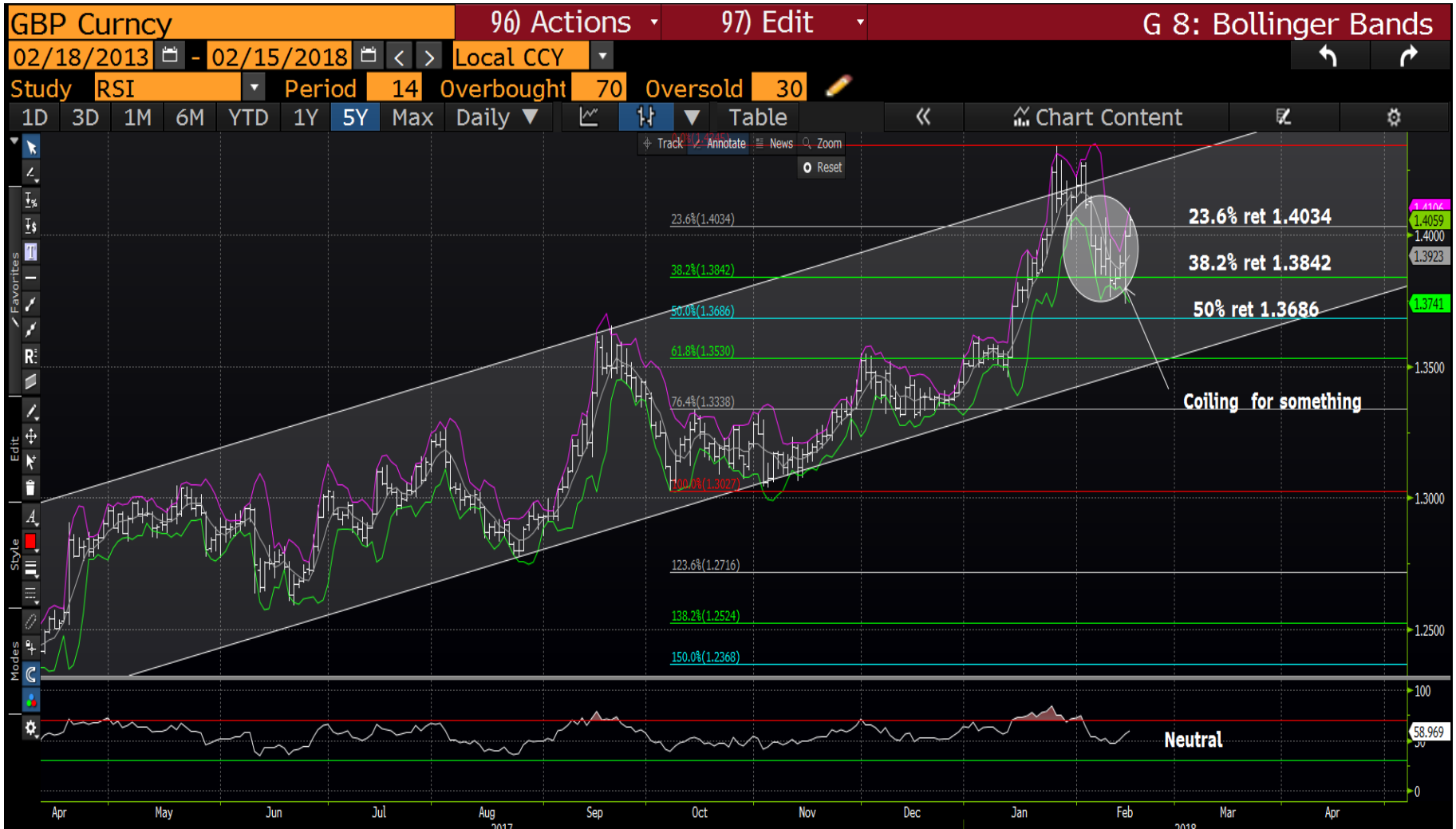


15/02/2018

Cable daily : We have spiked and thrown a short-term overbought signal, thus sub 1.3885 38.2% ret could see a greater pull back.



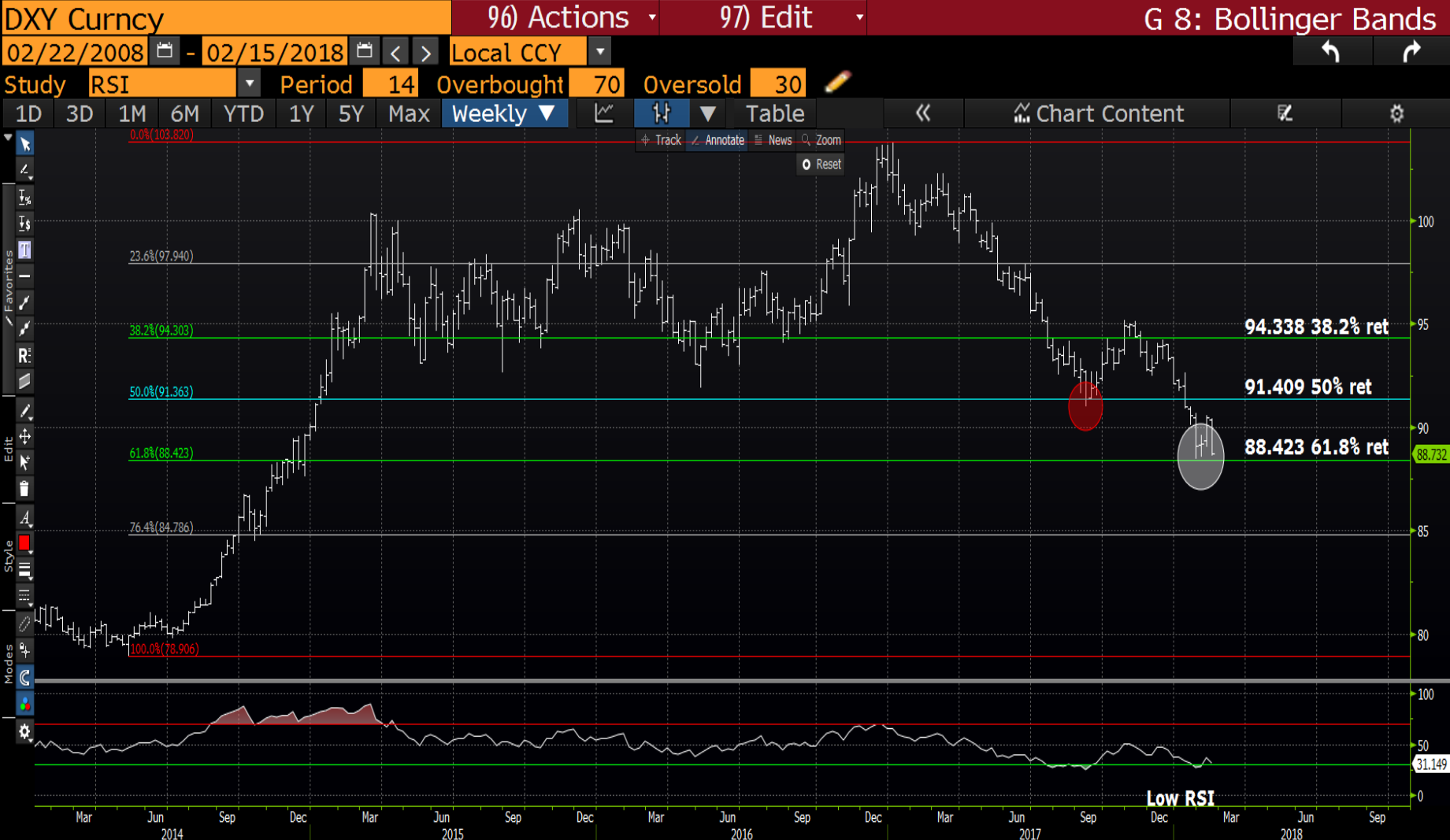
Cable daily : We have a minor downside pierce so ideally need to hold this to benefit the monthly chart.



DXY monthly : Despite the oversold RSI (Since 2008) we have struggled to hold the 38.2% ret 89.921.



DXY weekly : The RSI is pretty mixed so it is key that we hold the 88.423 61.8% ret.



AUD USD weekly : We have bounced from the low RSI but little indication of directional bias here.



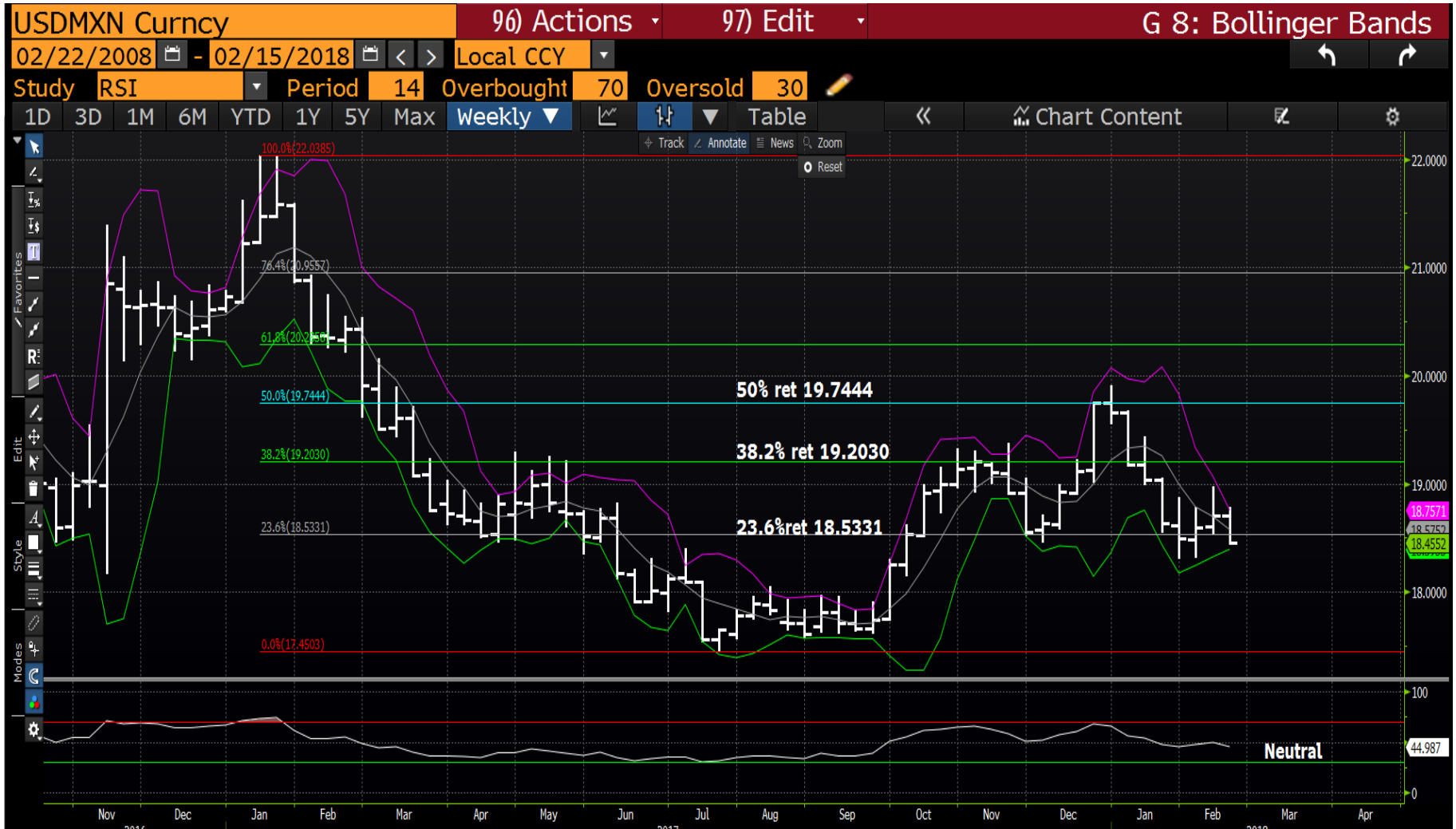
USD CAD monthly : Not the most DYNAMIC cross but the bias is for a higher USD especially if we can breach the multi year 50% ret 1.2625.



USD MXN monthly : We stalled and need to remain sub the 18.8989 bollinger average, any further progress is with a NEUTRAL RSI.



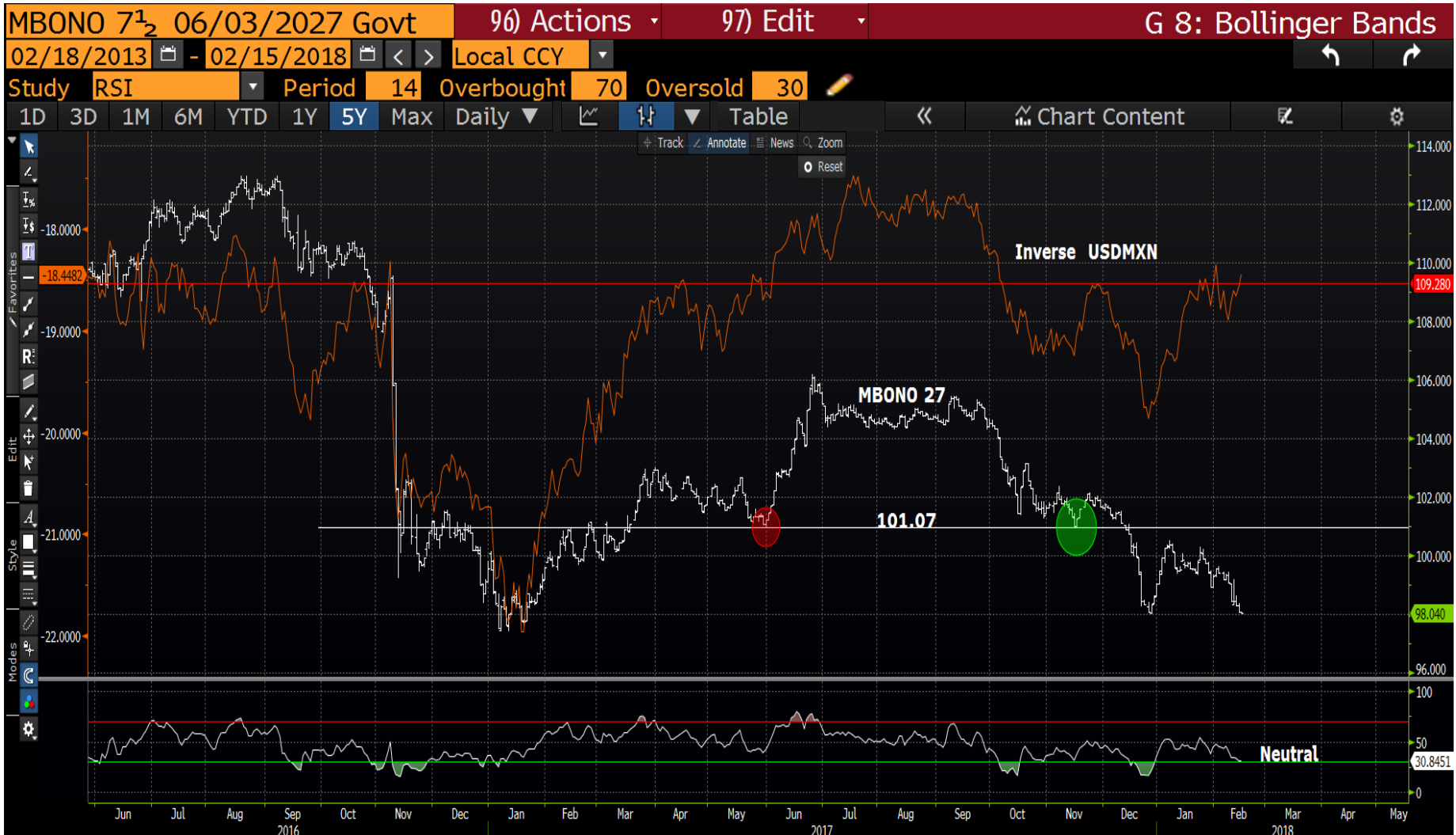
USD MXN Weekly : We have very mixed signals here.



USD MXN daily : The RSI is now neutral and we have opposing bollinger pierces around the 18.5272 23.6% ret, indecision sadly.



MBONO 27 daily : The bond RSI is VERY neutral.



USDBRL weekly : Very little in this chart unless we breach the 38.2% ret 3.2116.



USD TRY monthly : A possible top is in play here given the rejection of 4.00 level.



USD TRY weekly : A very neutral situation all round.



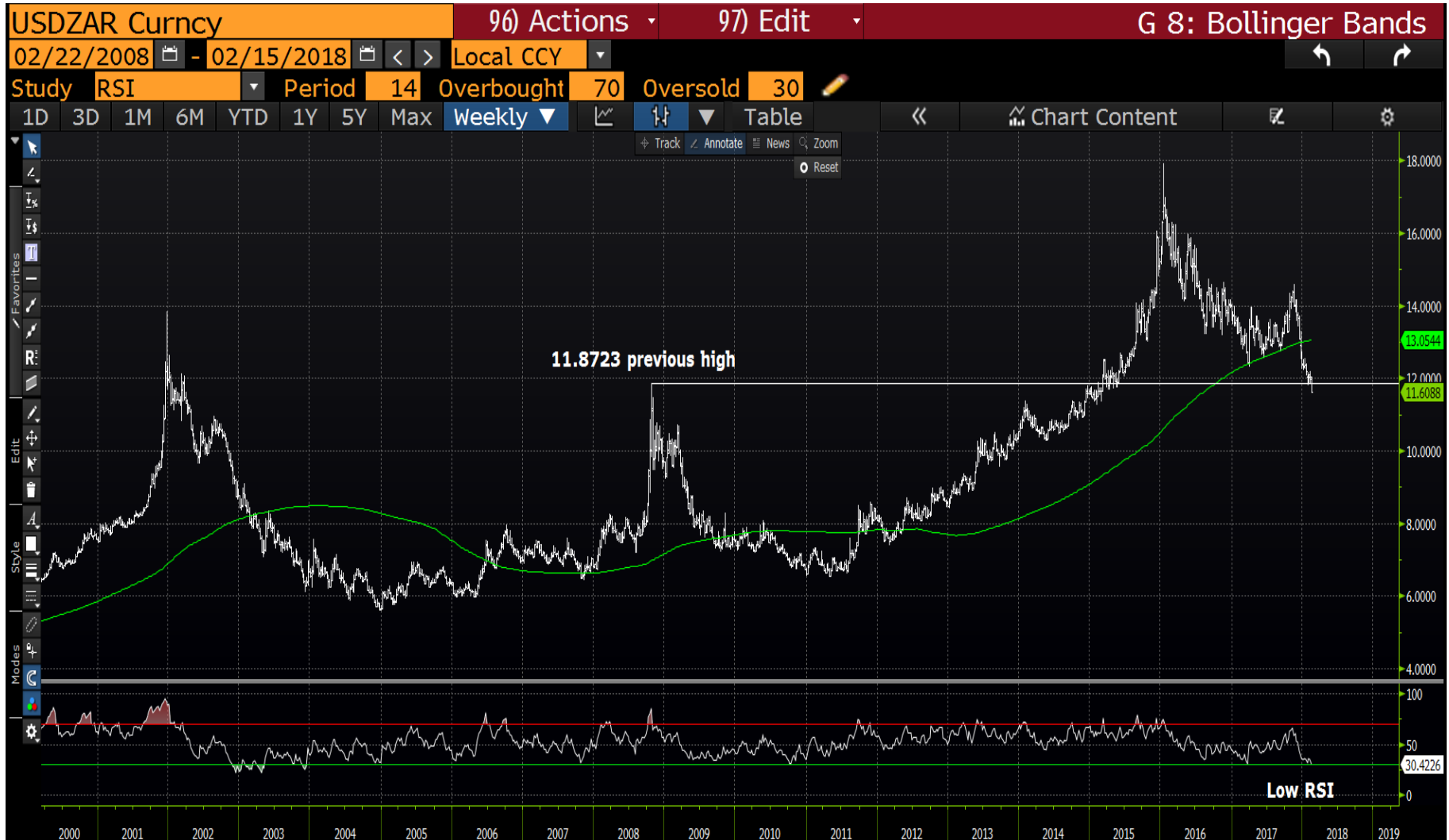
Turkey 47's daily : This is one of the lowest RSI's as we encounter 161.8% ret 89.293 support. We should HOLD given these parameters.



USD ZAR monthly : The RSI is VERY neutral and is deciding what to do around the 50% ret 11.7760.



USD ZAR weekly : This weekly RSI is very oversold.



15/02/2018

SAGB 48 weekly : The RSI is lofty but little else to add.



SAGB 26 weekly : We are stalling against the 112.993 61.8% ret.



USD RUB weekly : A very sideways performance here from a price and RSI perspective.



Russia 47's : The RSI very low now and thus should hold the 76.4% ret 100.586.



This marketing was prepared by Christopher Williams, a consultant with Astor Ridge. It is not appropriate to characterize this e-mail as independent investment research as referred to in MiFID and that it should be treated as a marketing communication even if it contains a trade recommendation. A history of marketing materials and research reports can be provided upon request in compliance with the European Commission's Market Abuse Regulation. Astor Ridge takes no proprietary trading risk, has no market making facilities, and has no position in any security we discuss in this e-mail. The views in this e-mail are those of the author(s) and are subject to change, and Astor Ridge has no obligation to update its opinions or the information in this publication. If this e-mail contains opinions or recommendations, those opinions or recommendations reflect solely and exclusively those of the author, and such opinions were prepared independently of any other interests, including those of Astor Ridge and/or its affiliates. This publication does not constitute personal investment advice or take into account the individual financial circumstances or objectives of the those who receive it. The securities discussed herein may not be suitable for all investors. Astor Ridge recommends that investors independently evaluate each issuer, security or instrument discussed herein, and consult any independent advisors they believe necessary. The value of, and income from, any investment may fluctuate from day to day as a result of changes in relevant economic markets (including changes in market liquidity). The information herein is not intended to predict actual results, which may differ substantially from those reflected. Past performance is not necessarily indicative of future results.

You should not use or disclose to any other person the contents of this e-mail or its attachments (if any), nor take copies. This e-mail is not a representation or warranty and is not intended nor should it be taken to create any legal relations, contractual or otherwise. This e-mail and any files transmitted with it are confidential, may be legally privileged, and are for the sole use of the intended recipient. Copyright in this e-mail and any accompanying document created by Astor Ridge LLP is owned by Astor Ridge LLP.

Astor Ridge LLP is regulated by the Financial Conduct Authority (FCA): Registration Number 579287
Astor Ridge LLP is Registered in England and Wales with Companies House: Registration Number OC372185

Astor Ridge NA LLP is a member of FINRA/SIPC: CRD Number 282626

Astor Ridge NA LLP is a member of the National Futures Association (NFA): Firm ID Number 0499303

Astor Ridge NA LLP is Registered in England and Wales with Companies House: Registration Number OC401796