

USD WEAKNESS CONTINUES AND LIKE BOND YIELDS HAVE A LONG WAY TO GO, THAT SAID WE ARE NOW HITTING SOME MULTI YEAR SUPPORT.

THE USD LOOKS TO BE GOING ONE WAY FROM HERE.

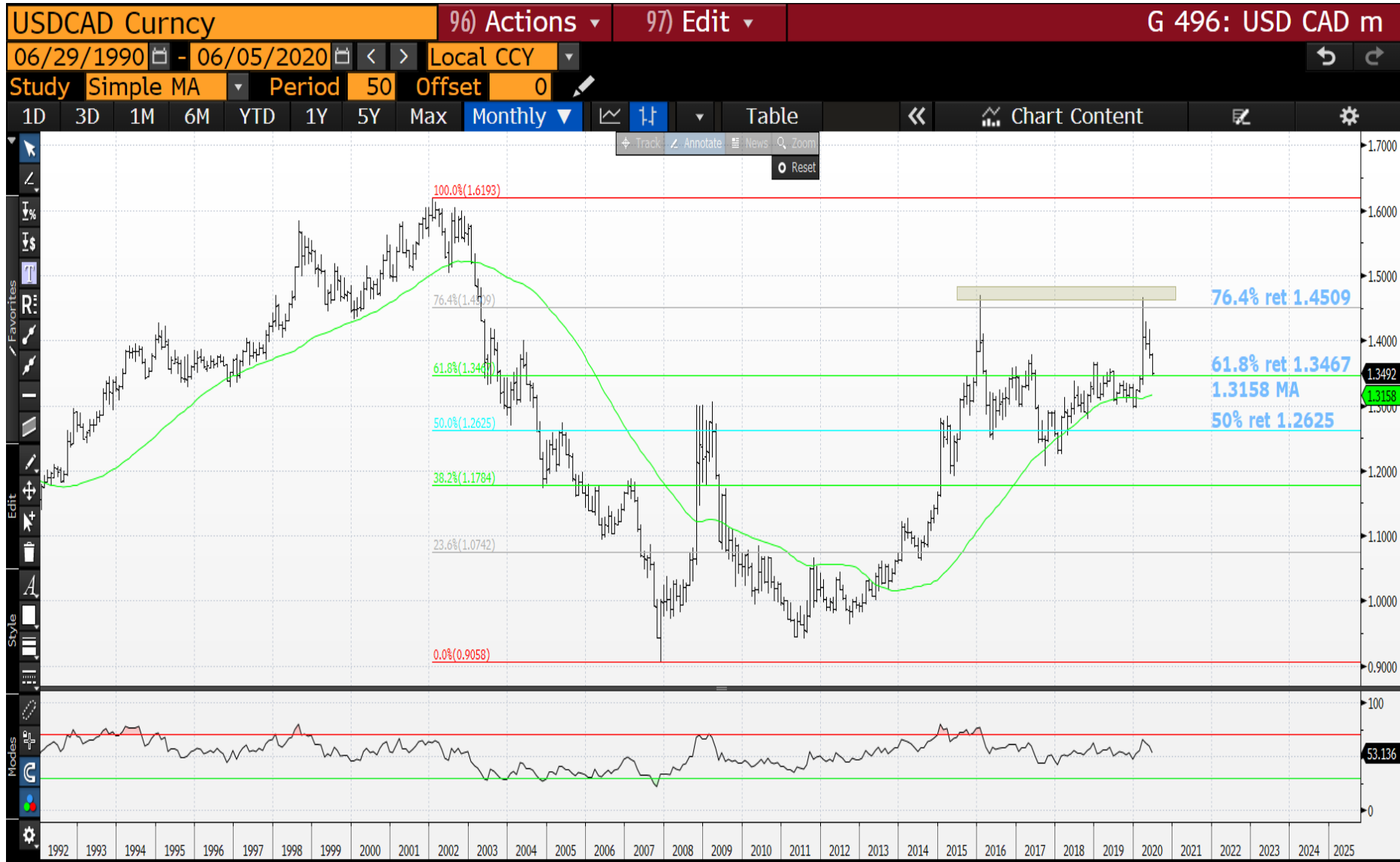
****WORTH A READ****

HERE ARE A SELECTION OF USD CROSSES THAT MUST SURELY SEE THE USD FADE OVER TIME. SIMILAR TO THE BOND MARKET REJECTION OF ITS MARCH EXTREMES!

I HAVE USED NON-CORE CROSSES AS THEY ACHIEVED SOME MAJOR DISLOCATIONS IN MARCH SIMILAR TO US BONDS. I HAVE MARRIED THE USD WITH BRL, MXN, RUB AND CLP. THEY HIGHLIGHT BOTH USD AND US BONDS ARE HEADING LOWER FOR SOME TIME.

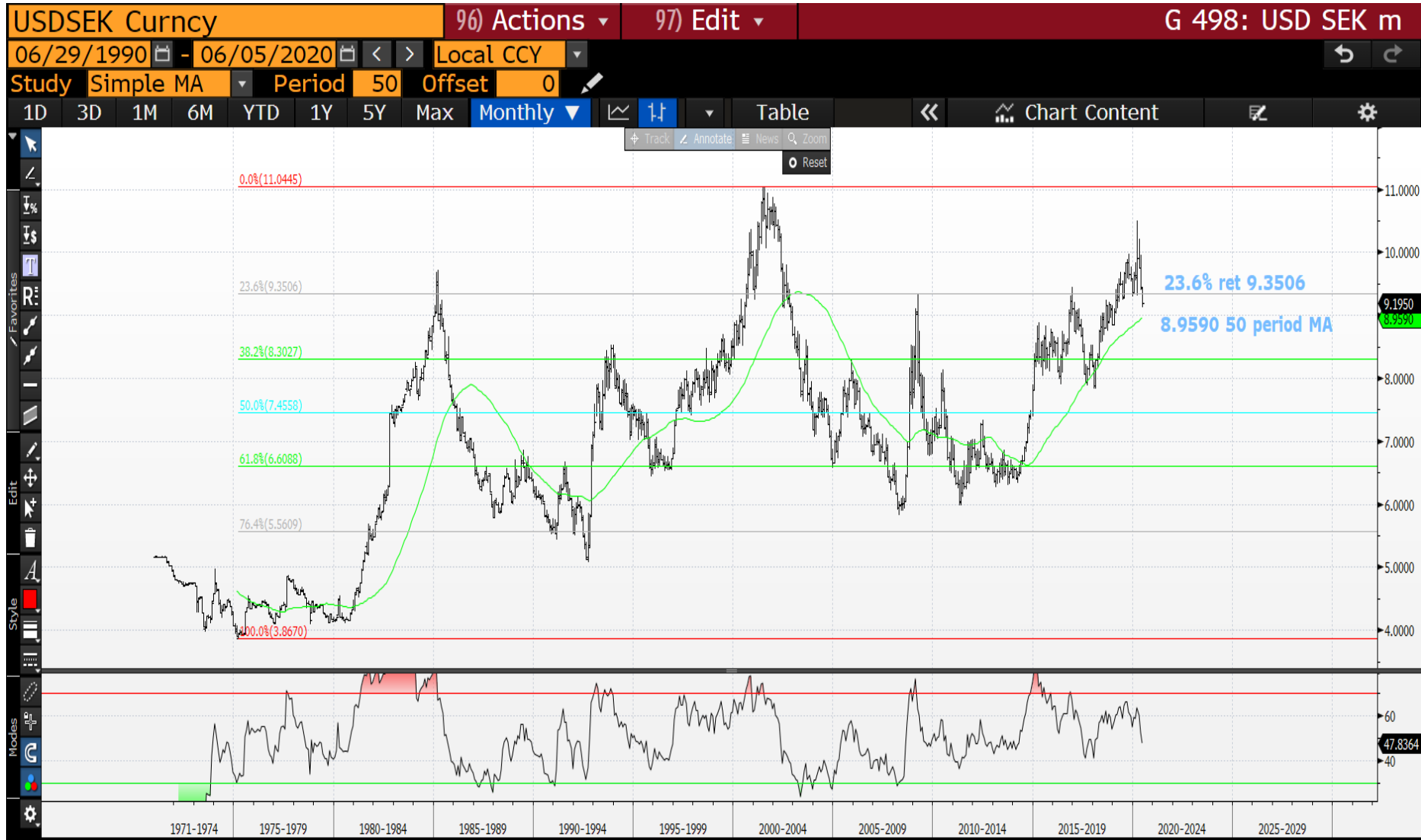
SOME CROSSES ARE AT MULTI YEAR EXTREMES AND REPRESENT A SIZEABLE LONGTERM TRADE OPPORTUNITY.

USD CAD monthly : A MAJOR long-term top has been created so ONLY ONE WAY! Lets how the market takes the 61.8% ret 1.3467 support. Ultimately sub the 1.3158 moving average will ne a MAJOR turning point.



03/06/2020

USD SEK daily : The RSI is lame but sub the 8.9590 moving average will constitute a big break.



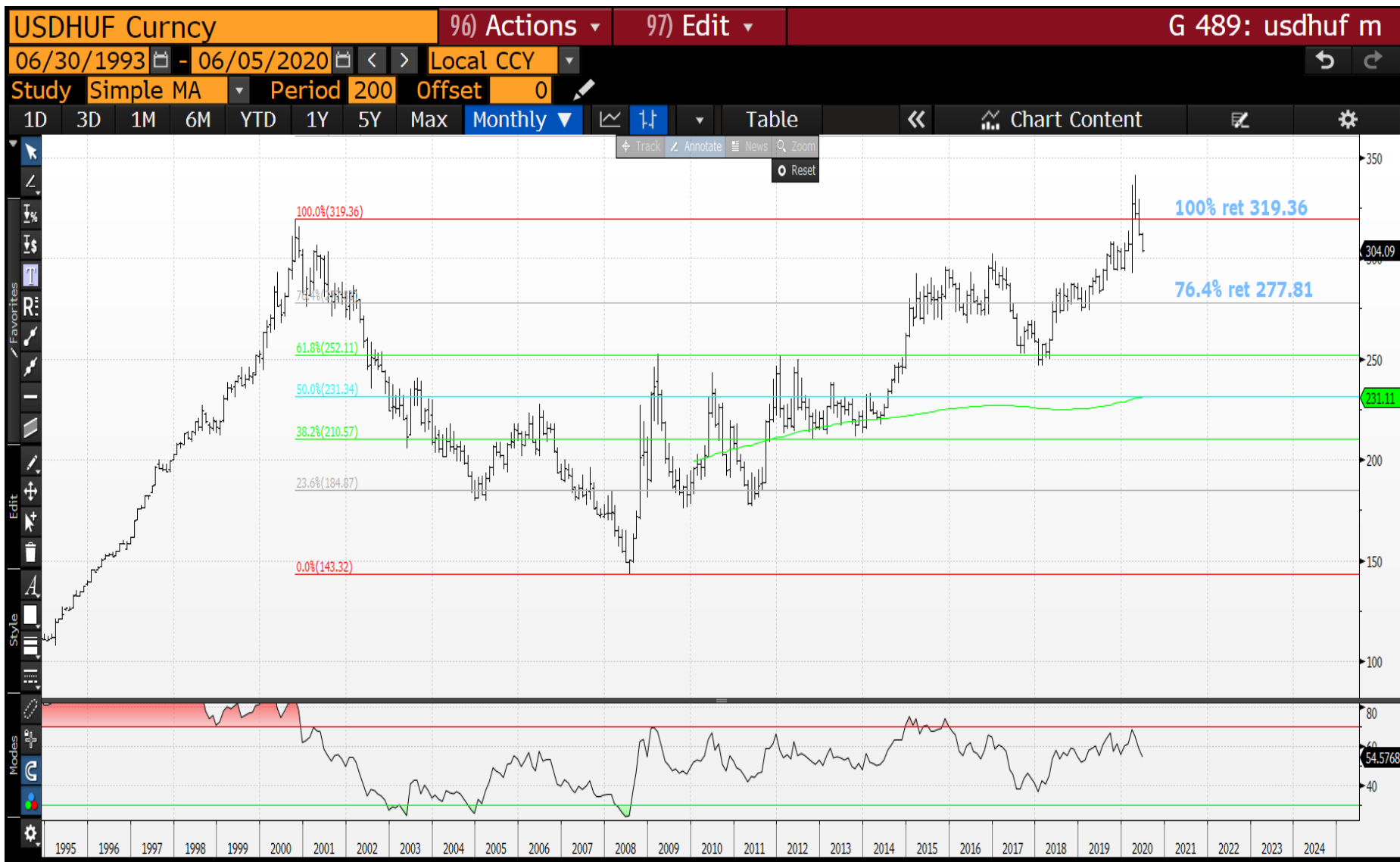
03/06/2020

USD NOK monthly : A MASSIVE upside pierce thus THIS CROSS SHOULD HEAD A LOT LOWER.
Lets see if we can breach the 38.2% ret 9.2779.



03/06/2020

USD HUF monthly : The key here is that we are now below the previous high 100% ret 319.36! This should head lower as the RSI dislocation is reasonable.



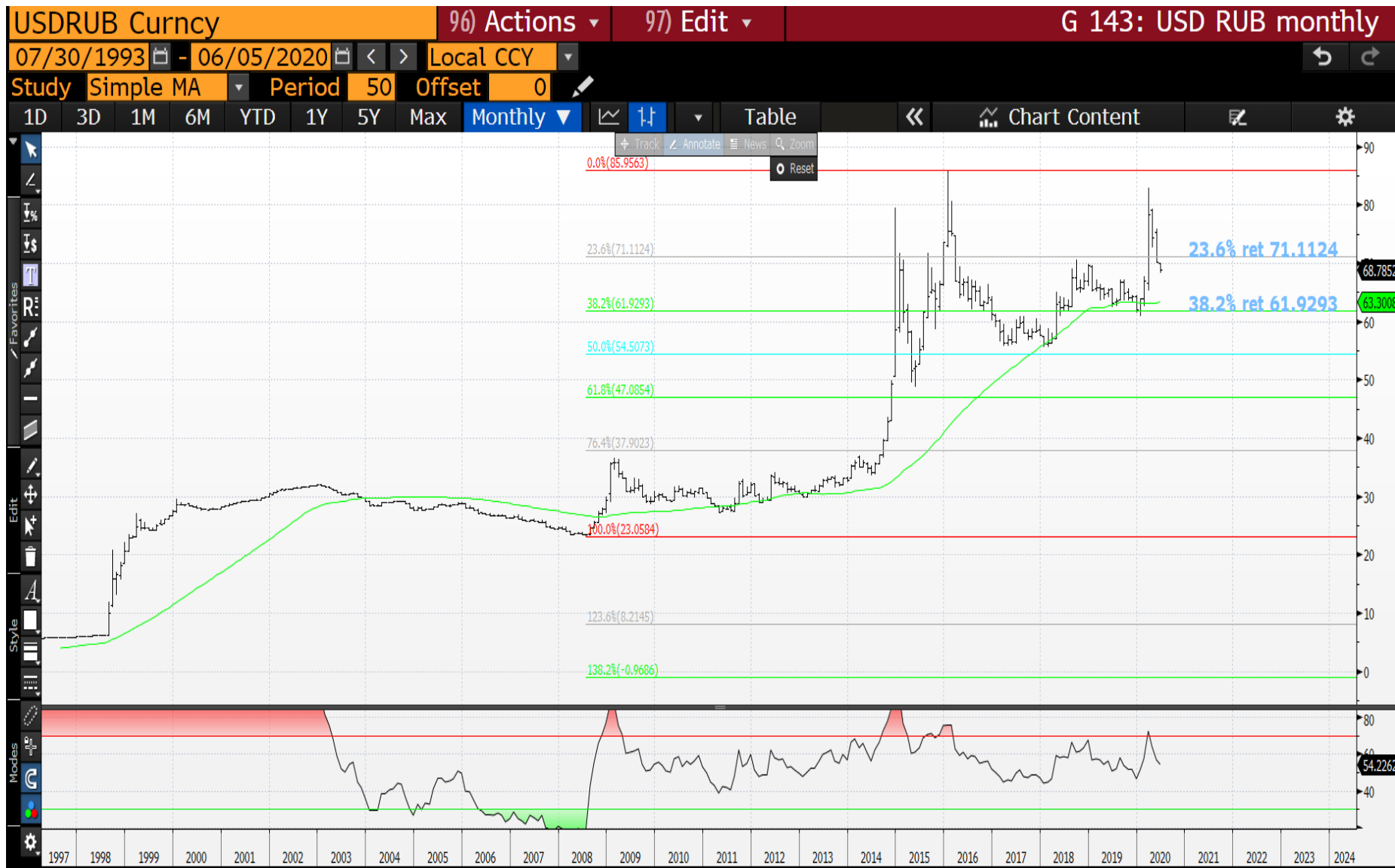
03/06/2020

USD CZK monthly : The RSI is far from extended BUT 26.1295 seems to be an impregnable barrier! We are grinding lower.



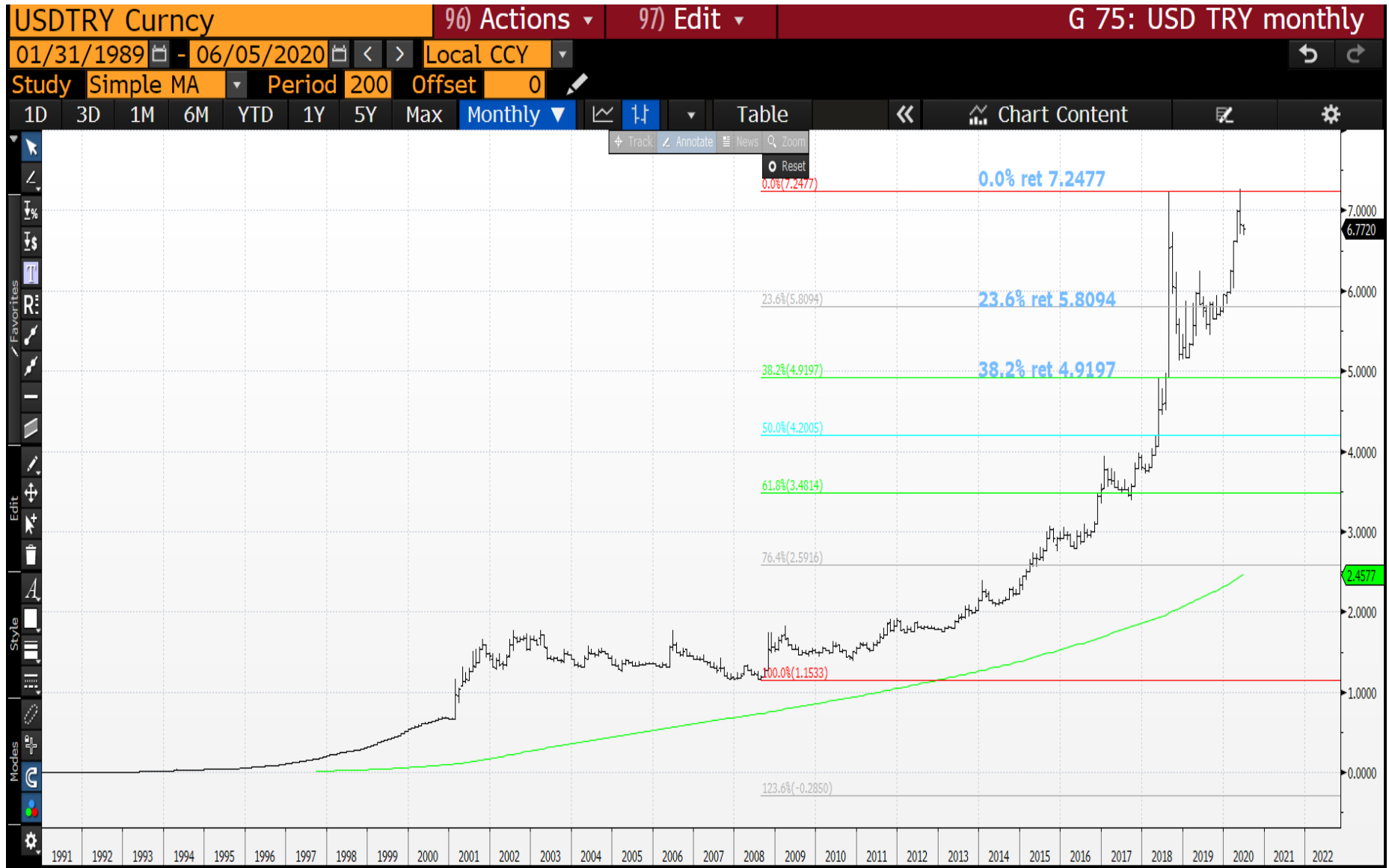
03/06/2020

USD RUB monthly : The RSI is off its highs but SUB the 23.6% ret 71.1124 is helping. A break of the 38.2% ret 61.9293 will be a massive statement.



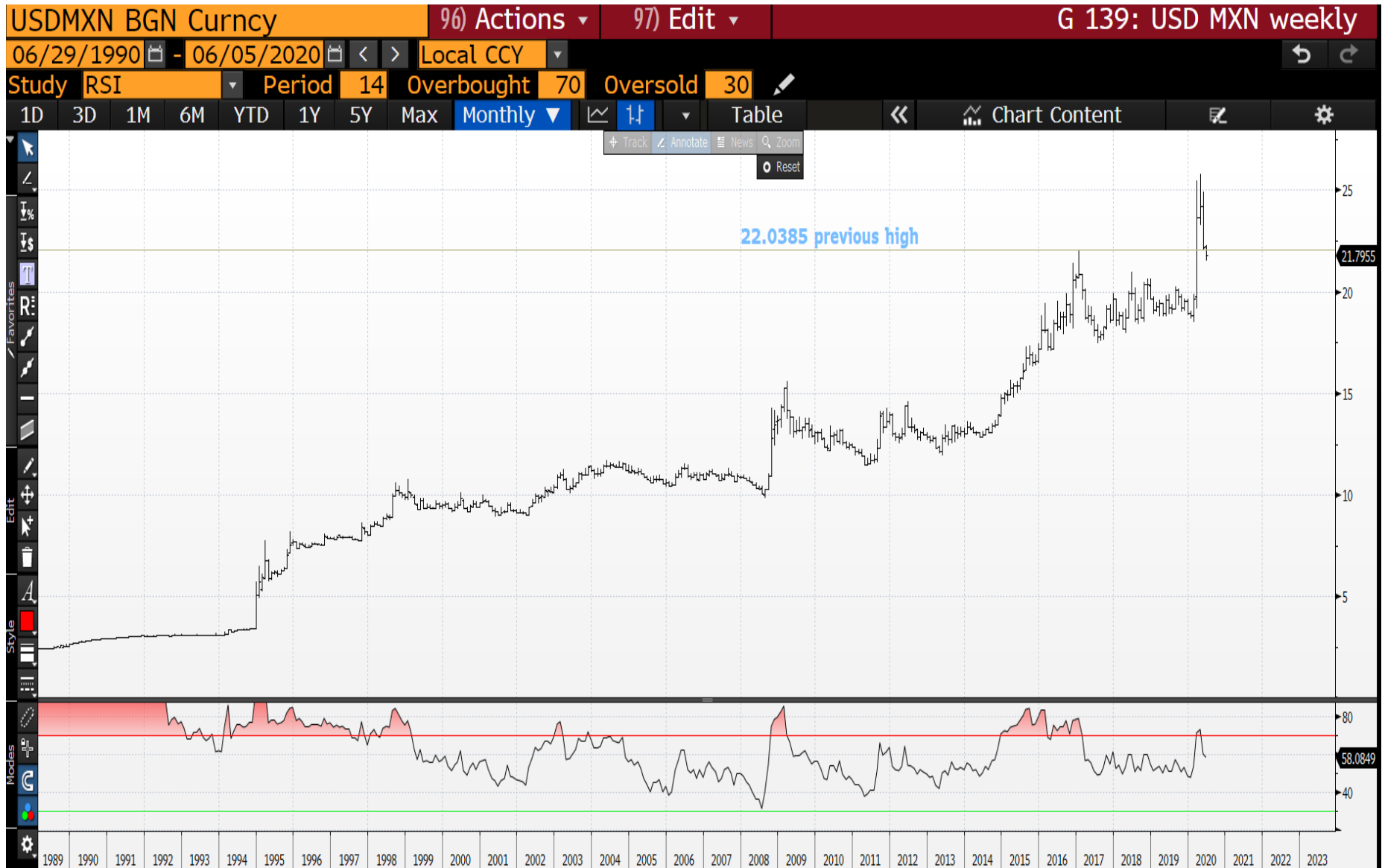
03/06/2020

USD TRY monthly : A near perfect failure at the previous high! The RSI has a mixed picture hence omitted. We should head lower from here.



03/06/2020

USD MXN monthly : The RSI has been higher but we do have a sizeable dislocation. Sub the 22.0385 previous high is helping further USD weakness.



03/06/2020

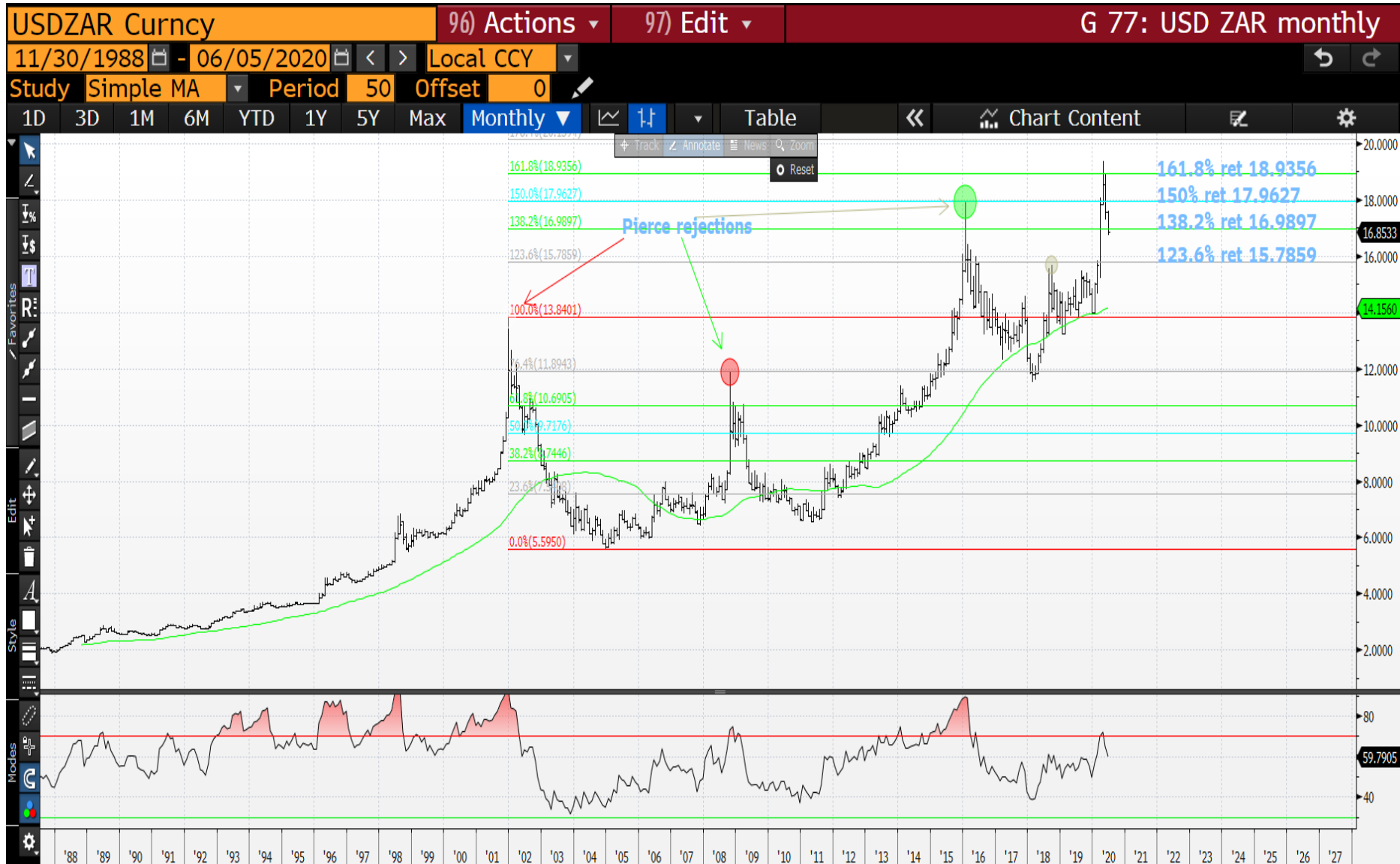
USD BRL monthly : This HAS TO COME BACK. The RSI is high and little to hold it any higher.
We are finding support at 5.00 sub that should increase the pace of the USD decline.



03/06/2020

10

USD ZAR monthly : The RSI is dislocated and if we have breach the 138.2% ret 16.9897 will open the flood gates.



03/06/2020

AUD USD monthly : This AUD low stands out like a sore thumb. We should emulate 2008-09 bounce! Above the 61.8% ret 0.7185 will confirm a more MAJOR recovery.



DXY monthly : Like many other CORE crosses they do not represent an EXTREME. The month of March on this chart was a blow out of an extended range. Overall though we remain sub the previous resistance and sub the 50% ret 95.859 we should head lower.



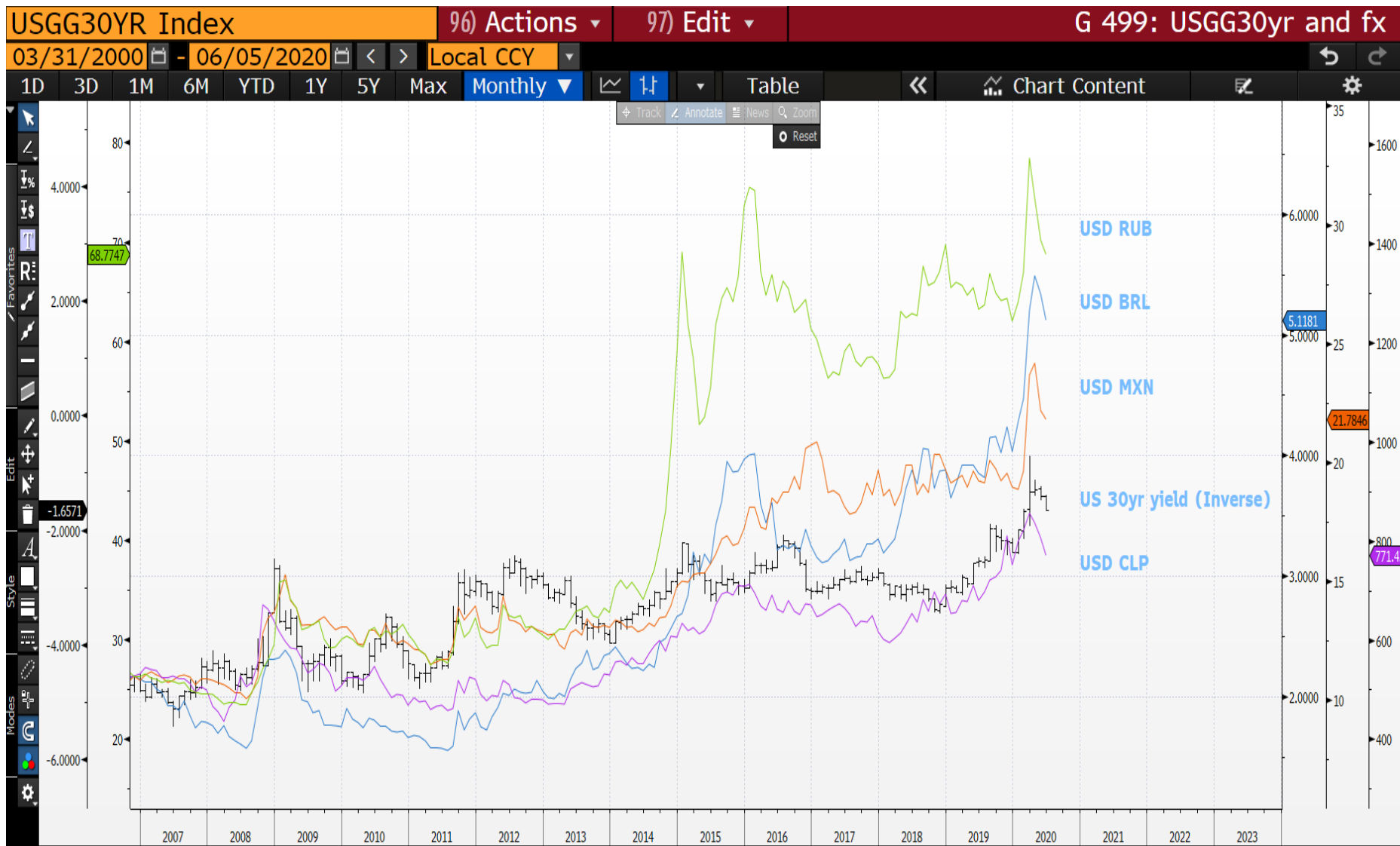
03/06/2020

USD CLP monthly : The HIGH RSI is working and we have already breached the 123.6% re 838.18, we just need to breach the previous high 759.75.



03/06/2020

US 30yr (inverse yields) overlay USD vs RUB,BRL,MXN,CLP monthly : A very SIMPLE chart highlighting the USD weakness and BOND YIELDS should head HIGHER for some time to come. We do have some FX support levels but the TREND IS IN PLACE.



This research was prepared by Chris Williams. He is a self-employed contractor with Astor Ridge. A history of his research can be provided upon request in compliance with the European Commission's Market Abuse Regulation.

Astor Ridge takes no proprietary trading risk, has no market making facilities, and has no position in any security we discuss in this e-mail. The views in this e-mail are those of the author(s) and are subject to change, and Astor Ridge has no obligation to update its opinions or the information in this publication. If this e-mail contains recommendations, those recommendations reflect solely and exclusively those of the author, and such opinions were prepared independently of any other interests, including those of Astor Ridge and/or its affiliates.

This publication does not constitute personal investment advice or take into account the individual financial circumstances or objectives of the clients who receive it. The securities discussed herein may not be suitable for all investors. Astor Ridge recommends that investors independently evaluate each issuer, security or instrument discussed herein, and consult any independent advisors they believe necessary.

The value of and income from any investment may fluctuate from day to day as a result of changes in relevant economic markets (including changes in market liquidity). The information herein is not intended to predict actual results, which may differ substantially from those reflected. Past performance is not necessarily indicative of future results.

You should not use or disclose to any other person the contents of this research, nor take copies. This is not a representation or warranty and is not intended nor should it be taken to create any legal relations, contractual or otherwise. This research and any files transmitted with it are confidential, may be legally privileged, and are for the sole use of the intended recipient. Copyright in this research and any accompanying document created by Astor Ridge LLP is owned by Astor Ridge LLP.

Astor Ridge LLP is regulated by the Financial Conduct Authority (FCA): Registration Number 579287

Astor Ridge LLP is Registered in England and Wales with Companies House: Registration Number OC372185

Astor Ridge NA LLP is a member of FINRA/SIPC: CRD Number 282626

Astor Ridge NA LLP is Registered in England and Wales with Companies House: Registration Number OC401796