

THE USD HAS OPENED THE MONTH AT OR AROUND SIGNIFICANT LEVELS, LETS SEE IF THE SUSTAINED USD WEAKNESS CAN BREACH THEM THIS WEEK.

THE AUD COULD BE THE USD BAROMETER GIVEN IT IS SO CLOSE TO A MULTI YEAR RETRACEMENT 0.7185 AND MOVING AVERAGE 0.7274.

HERE ARE A SELECTION OF USD CROSSES THAT MUST SURELY SEE THE USD FADE OVER TIME. SIMILAR TO THE BOND MARKET REJECTION OF ITS MARCH EXTREMES!

I HAVE USED NON-CORE CROSSES AS THEY ACHIEVED SOME MAJOR DISLOCATIONS IN MARCH SIMILAR TO US BONDS. I HAVE MARRIED THE USD WITH BRL,MXN,RUB AND CLP. THEY HIGHLIGHT BOTH USD AND US BONDS ARE HEADING LOWER FOR SOMNE TIME.

SOME CROSSES ARE AT MULTI YEAR EXTREMES AND REPRESENT A SIZEABLE LONGTERM TRADE OPPORTUNITY.

USD CAD monthly : A MAJOR long-term DOUBLE top has been created so ONLY ONE WAY!  
 We are testing the 61.8% ret 1.3467, hopefully we fail and breach the all important 1.3176 moving average.



USD SEK daily : We have breached the all important 8.9767 50 period moving average, so just need to maintain momentum given the lame RSI.



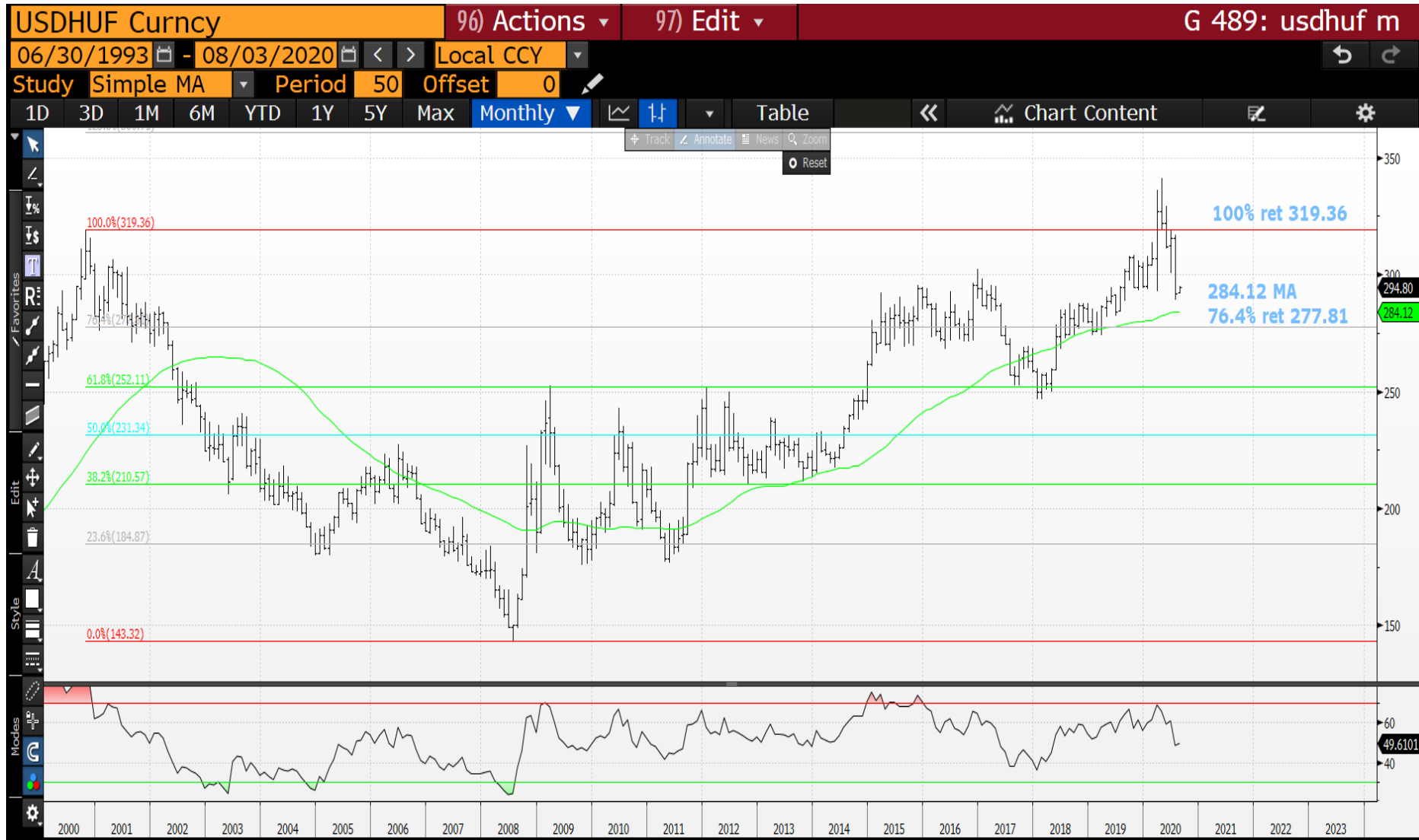
31/07/2020

USD NOK monthly : A MASSIVE upside pierce thus THIS CROSS SHOULD HEAD A LOT LOWER. Hopefully we remain sub the 38.2% ret 9.2779 and heading for the 8.5984 moving average.



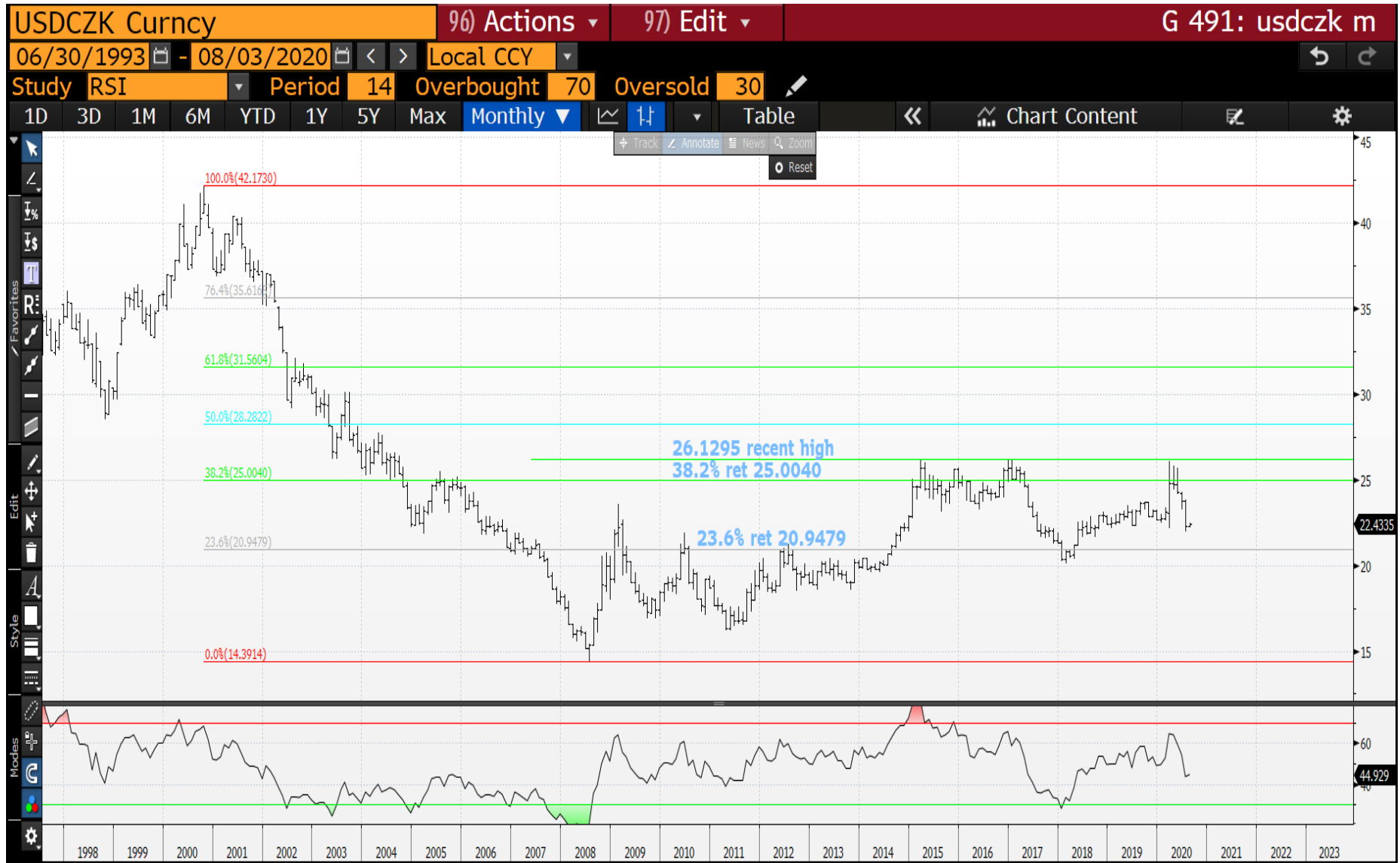
31/07/2020

USD HUF monthly : We are well on our way, ideally we breach the 284.12 moving average.



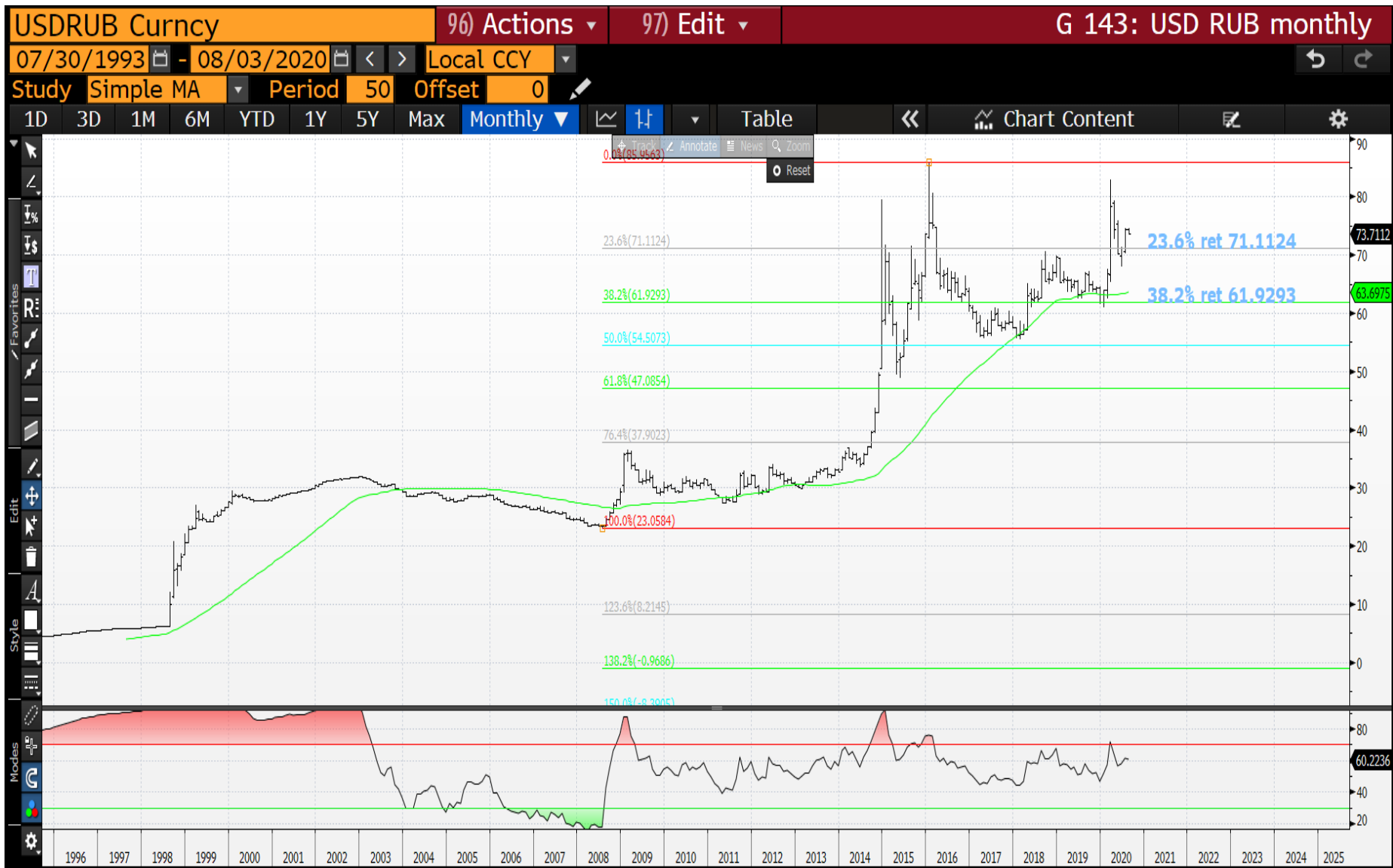
31/07/2020

USD CZK monthly : The RSI is far from extended BUT 26.1295 seems to be an impregnable barrier! We are continuing to grind lower, next stop the 23.6% ret 20.9479.



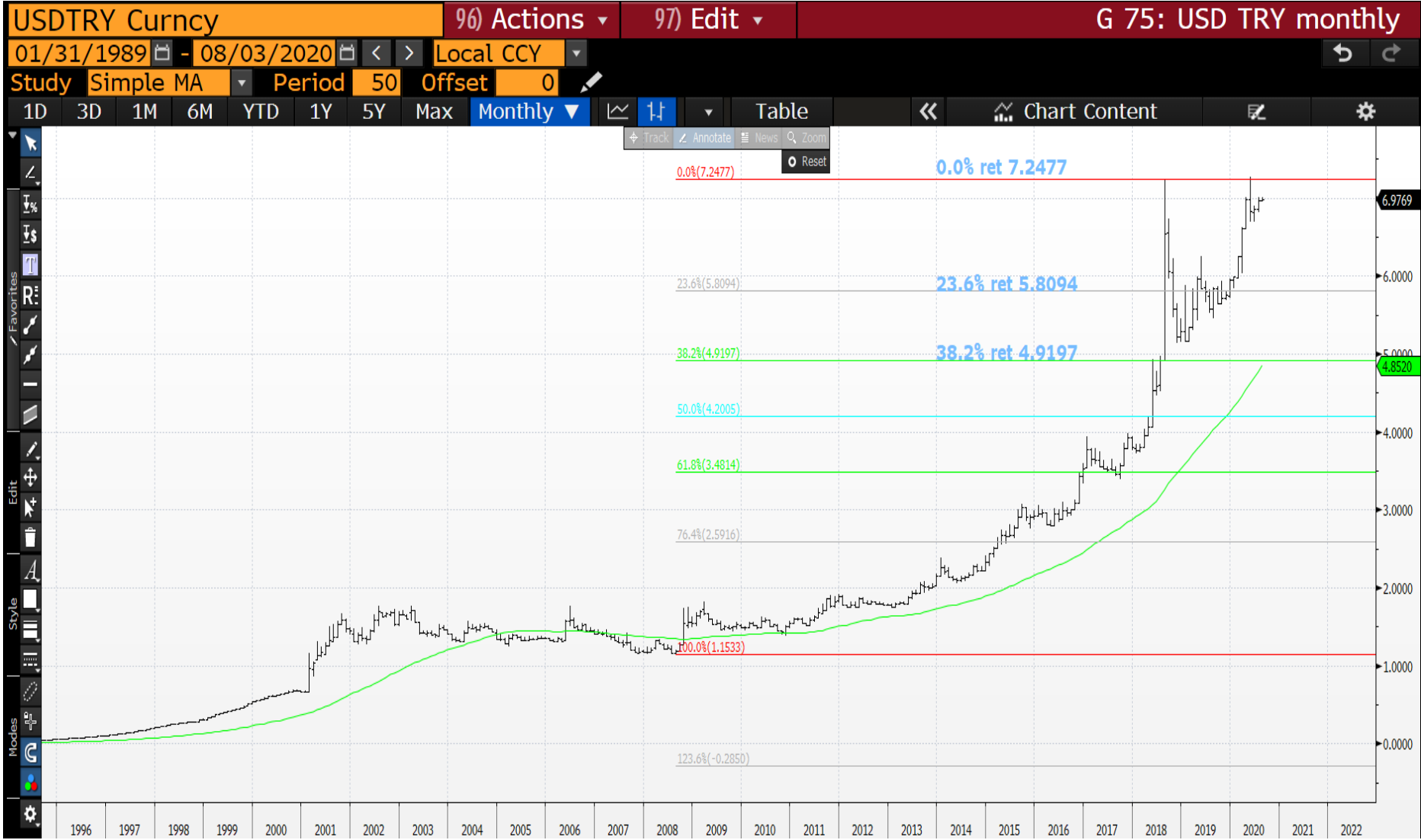
31/07/2020

USD RUB monthly : This cross seems to be holding now that we are above the 23.6% ret 71.1124.



31/07/2020

USD TRY monthly : A near perfect failure at the previous high BUT we are far from FAILING.





USD MXN monthly : The RSI has been higher but we do have a sizeable dislocation. Sub the 22.0385 previous high will help further USD weakness, just need to breach last months low 21.4647.

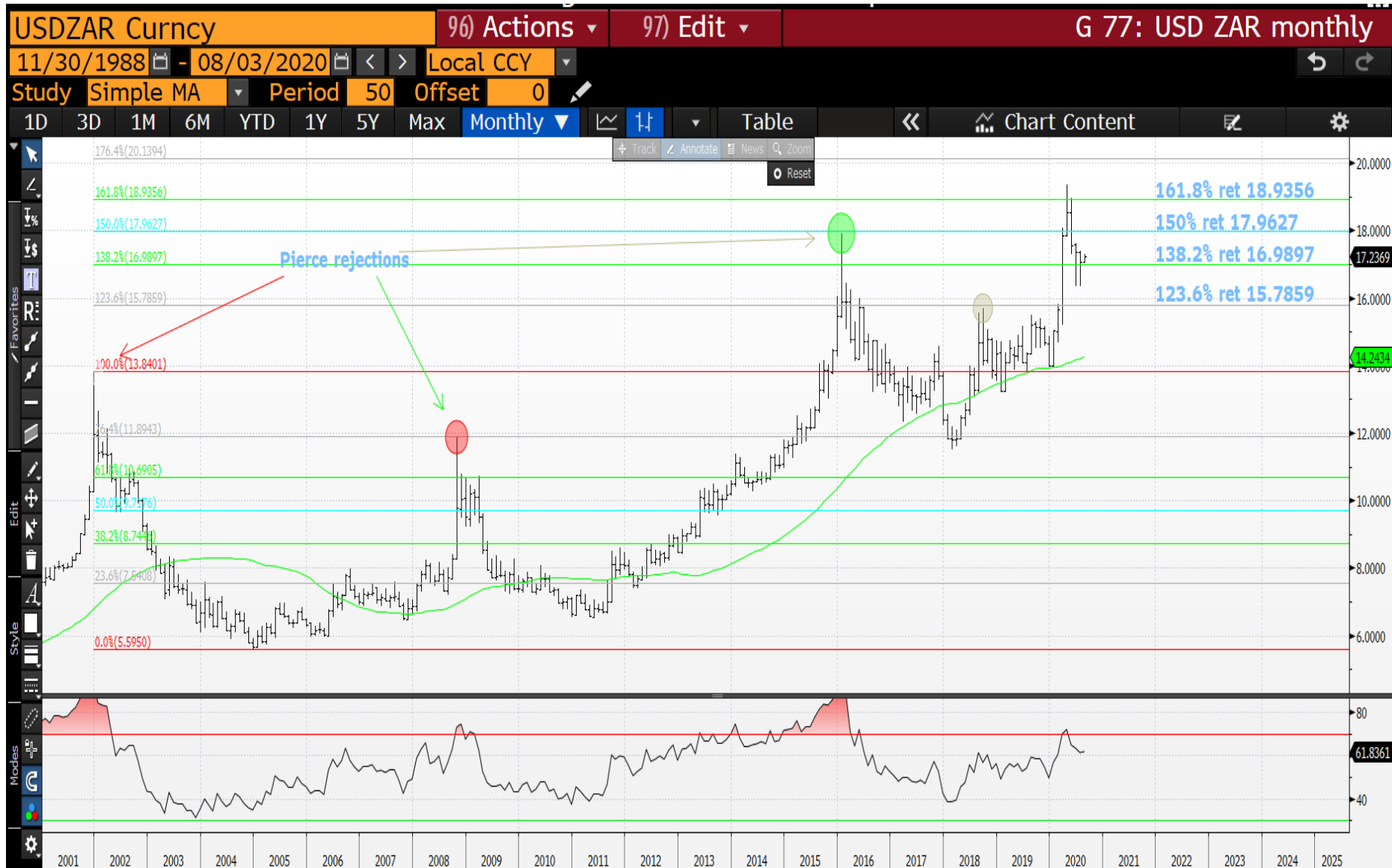


31/07/2020

USDBRL monthly : This HAS TO COME BACK. The RSI is high and little to hold it any higher.  
Sub 5.00 should help.



USD ZAR monthly : A BASE seems to have gone in so ideally we need to breach the 138.2% ret 16.9897 again.



AUD USD monthly : This AUD low stands out like a sore thumb. Probably a chart that will tell us the most by either failing or breaching the 0.7274 50 period moving average.



31/07/2020

DXY monthly : Like many other CORE crosses they do not represent an EXTREME. The month of March on this chart was a blow out of an extended range. Overall though we remain sub the previous resistance and sub the 50% ret 95.859 is HELPING.



USD CLP monthly : The HIGH RSI is working and we have already breached the 123.6% re 838.18, we just need to breach the previous high 759.75.



31/07/2020

14

US 30yr (inverse yields) overlay USD vs RUB,BRL,MXN,CLP monthly : A very SIMPLE chart highlighting the USD weakness and BOND YIELDS should head HIGHER for some time to come. BONDS NEED TO MAKE UP THEIR MIND.



This research was prepared by Chris Williams. He is a self-employed contractor with Astor Ridge. A history of his research can be provided upon request in compliance with the European Commission's Market Abuse Regulation.

Astor Ridge takes no proprietary trading risk, has no market making facilities, and has no position in any security we discuss in this e-mail. The views in this e-mail are those of the author(s) and are subject to change, and Astor Ridge has no obligation to update its opinions or the information in this publication. If this e-mail contains recommendations, those recommendations reflect solely and exclusively those of the author, and such opinions were prepared independently of any other interests, including those of Astor Ridge and/or its affiliates.

This publication does not constitute personal investment advice or take into account the individual financial circumstances or objectives of the clients who receive it. The securities discussed herein may not be suitable for all investors. Astor Ridge recommends that investors independently evaluate each issuer, security or instrument discussed herein, and consult any independent advisors they believe necessary.

The value of and income from any investment may fluctuate from day to day as a result of changes in relevant economic markets (including changes in market liquidity). The information herein is not intended to predict actual results, which may differ substantially from those reflected. Past performance is not necessarily indicative of future results.

You should not use or disclose to any other person the contents of this research, nor take copies. This is not a representation or warranty and is not intended nor should it be taken to create any legal relations, contractual or otherwise. This research and any files transmitted with it are confidential, may be legally privileged, and are for the sole use of the intended recipient. Copyright in this research and any accompanying document created by Astor Ridge LLP is owned by Astor Ridge LLP.

Astor Ridge LLP is regulated by the Financial Conduct Authority (FCA): Registration Number 579287

Astor Ridge LLP is Registered in England and Wales with Companies House: Registration Number OC372185

Astor Ridge NA LLP is a member of FINRA/SIPC: CRD Number 282626

Astor Ridge NA LLP is Registered in England and Wales with Companies House: Registration Number OC401796