

US BREAKEVENS AND USGGT : THIS WILL BE A KEY MONTHLY CLOSE, USGGT LOOK LIKE BASING WHILST BREAKEVENS ARE PUSHING SOME VERY DISLOCATED RSI'S.

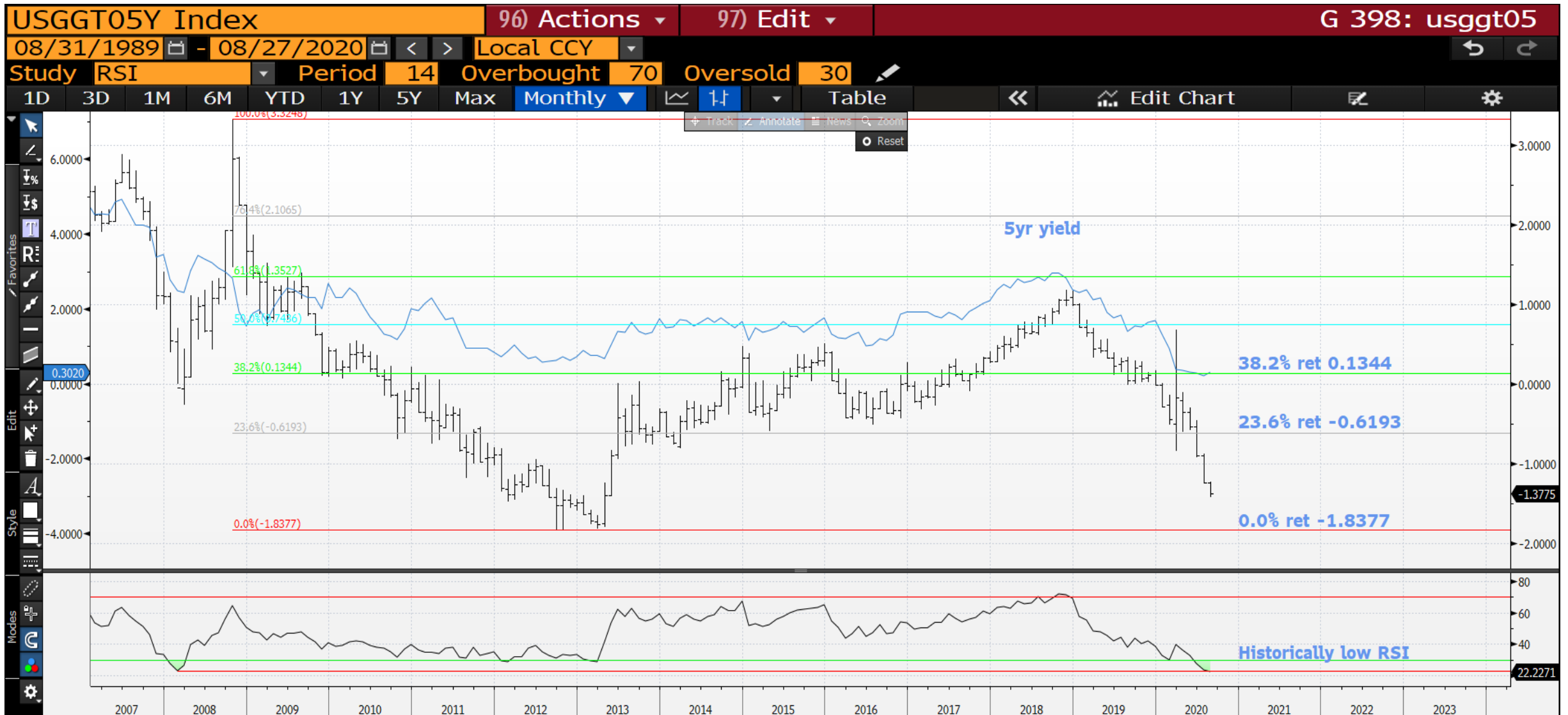
USGGT ALL DURATIONS ARE AT HISTORICAL MONTHLY RSI LOWS, ONE OF 2008 PROPORTIONS. POST YESTERDAYS PRICE ACTION WE ARE ABOUT TO EMBARK ON A MAJOR REVERSAL.

****** A ONCE IN A LIFETIME SITUATION REGARDING USGGT10Y!******

BREAKEVENS PERSIST IN GRINDING HIGHER BUT THEY ARE PUSHING THE RSI'S TO MAJOR HISTORICAL MONTHLY DISLOCATION LEVELS.

ADDITIONAL CHARTS ARE GOLD AND THE EURO BOTH OF WHICH ARE POISED FOR A MAJOR CORRECTION LOWER.

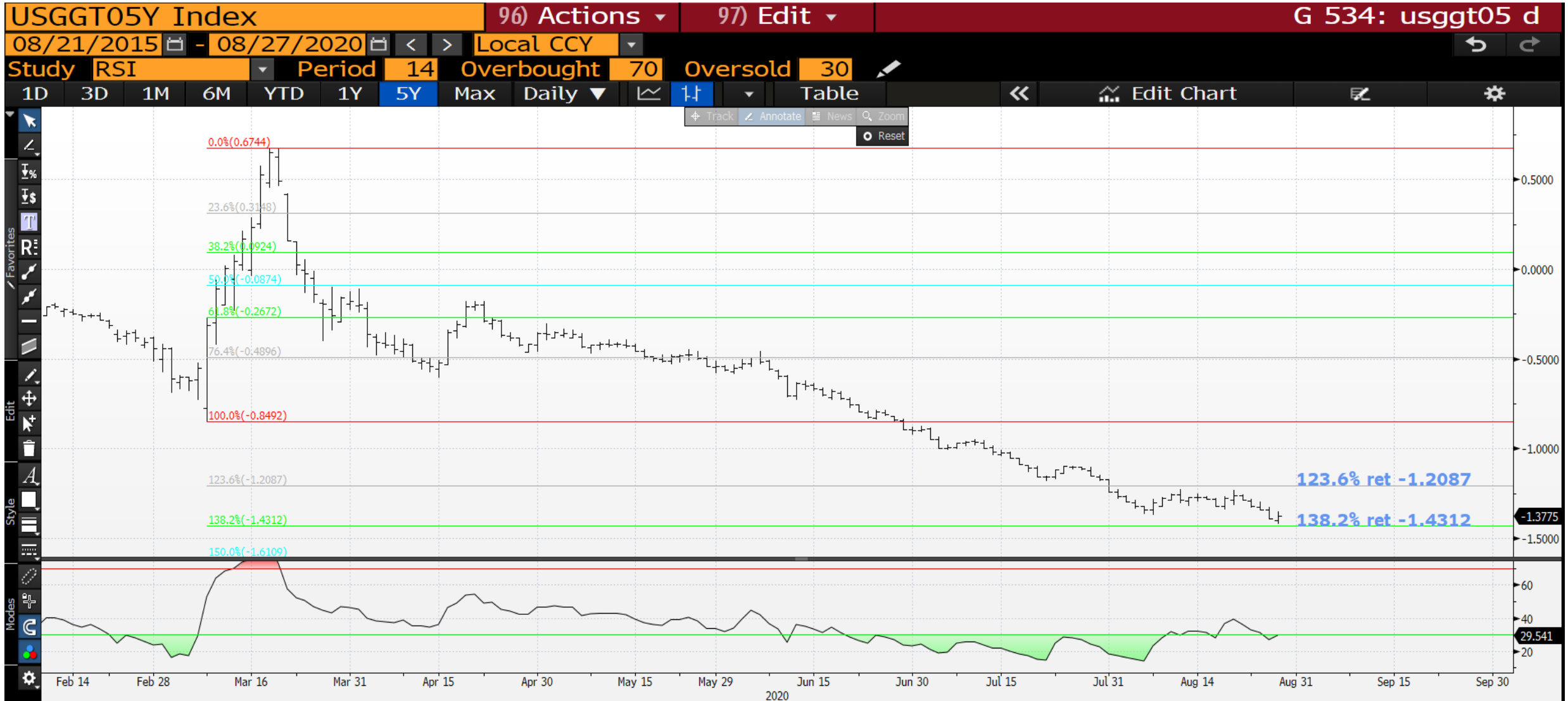
USGGT05Y and 5yr yield monthly : As the RSI shows we have a MAJOR historical dislocation similar to 2008! We do have a BASE, ideally confirmed by a move above last months close - 1.2443.



USGGT05Y and weekly : This RSI is a nice compliment to the previous chart, we appear to of based THIS WEEK. Ideally we breach the 76.4% ret -1.1279 for FULL confirmation.



USGGT05Y daily : We based against the 123.6% ret -1.2087 and a breach of the 123.6% ret -1.2087 will be a massive help, fingers crossed that happens next week.



26/08/2020

USGGT10 and 10yr yield monthly : This RSI has NEVER been so dislocated thus ultimately we are only going to head higher, especially if we breach the 0.0% ret -0.9494. Above the previous low will be the BEST indication of a RALLY.



USGGT10 and 10yr yield weekly : We have formed a base but further confirmation will come should we breach the 0.0% ret -0.9494.

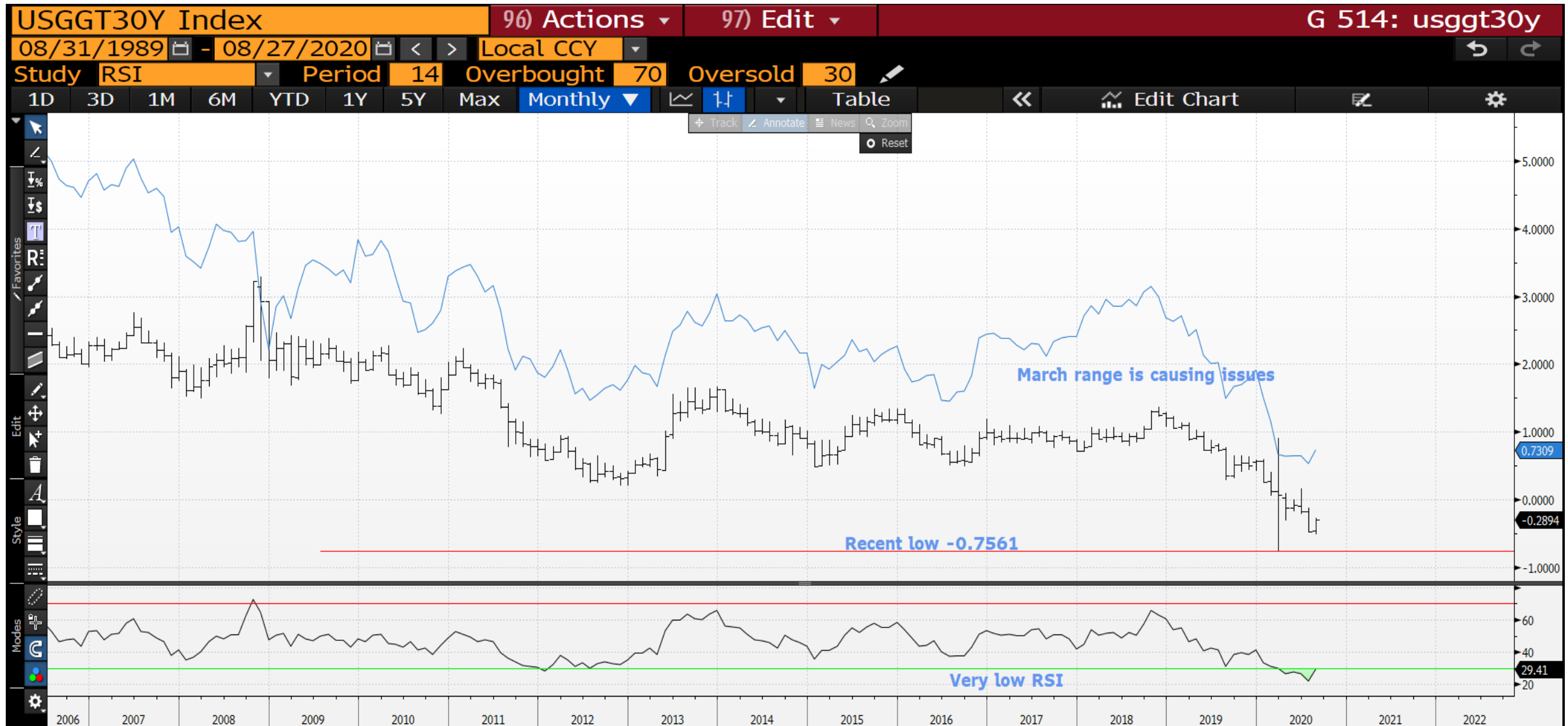


USGGT10 daily : A subtle reversal yesterday and a breach of the 100% ret -1.0083, will help.



26/08/2020

USGGT30Y and 30yr yield monthly : Another HISTORICALLY dislocated RSI, thus hopefully we head a lot higher. We are holding in well on the month.



26/08/2020

USGGT30Y and 30yr yield weekly : We bounced and need that to follow through this week.



26/08/2020

USGGT30Y daily : Above the 76.4% ret -0.3626 is a BIG bonus and full confirmation of a recovery will come once above the 61.8% ret -0.1192.



UKGGBE30 and RUSSELL 2000 weekly : This is a PROMINENT TOP if last weeks high rejection remains in place. We will have etched a top in place providing we close sub the 61.8% ret 1.7204 and head lower as the week progresses.



UKGGBE30 and RUSSELL 2000 daily : In addition this RSI is historically high thus we should eventually fail. We need to start heading lower to eradicate last weeks low.



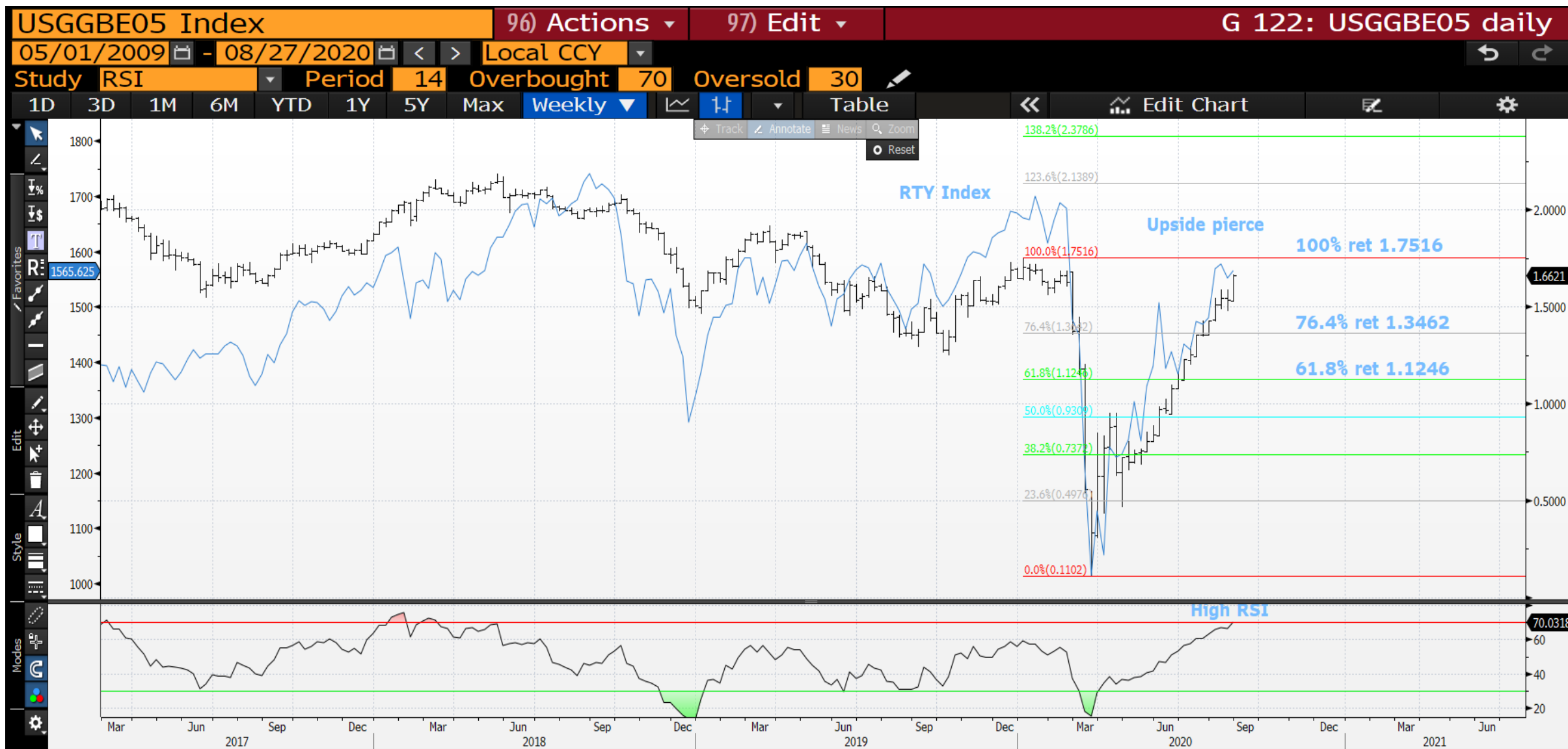
USGGBE10 and RUSSELL 2000 weekly : The RSI is as lofty as May 2018 where upon we failed.
The 76.4% ret 1.7982 should become the LAST resistance.



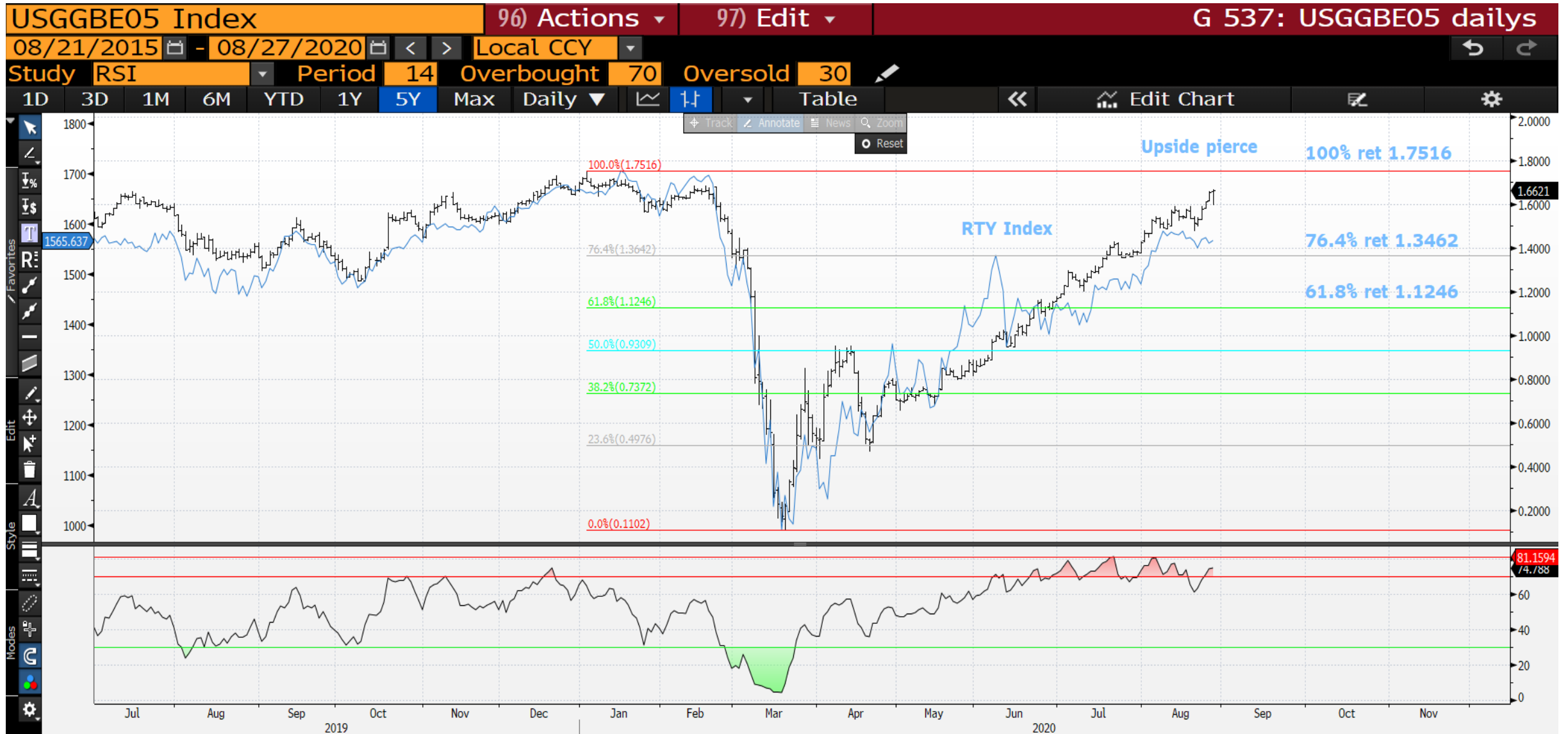
USGGBE10 and RUSSELL 2000 daily : This RSI will become extended should we print at the 100% ret 1.8182.



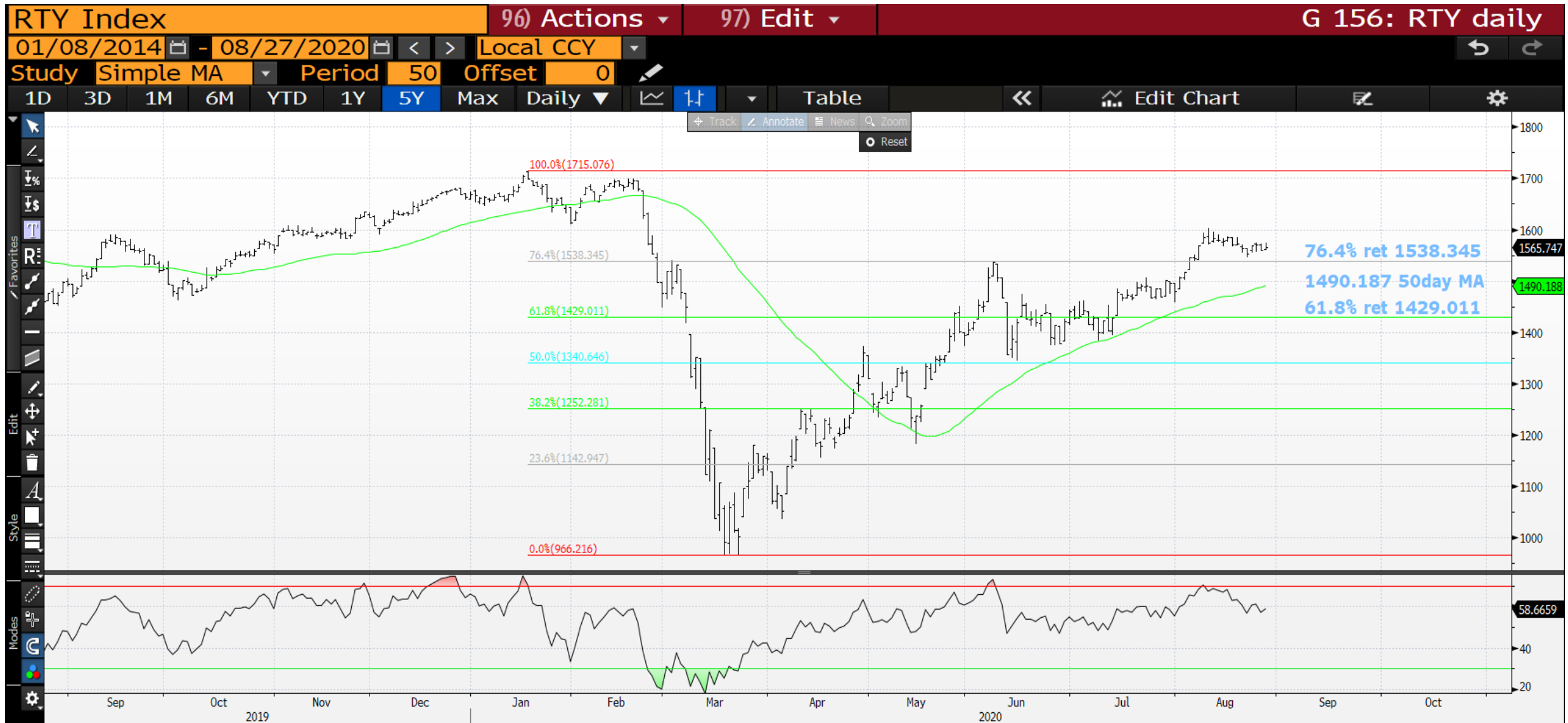
USGGBE05 and RUSSELL 2000 weekly : The RSI is close to a MAJOR dislocation especially if we hit the 100% ret 1.7516. It might be worth staggering offers if been the right way on this move.



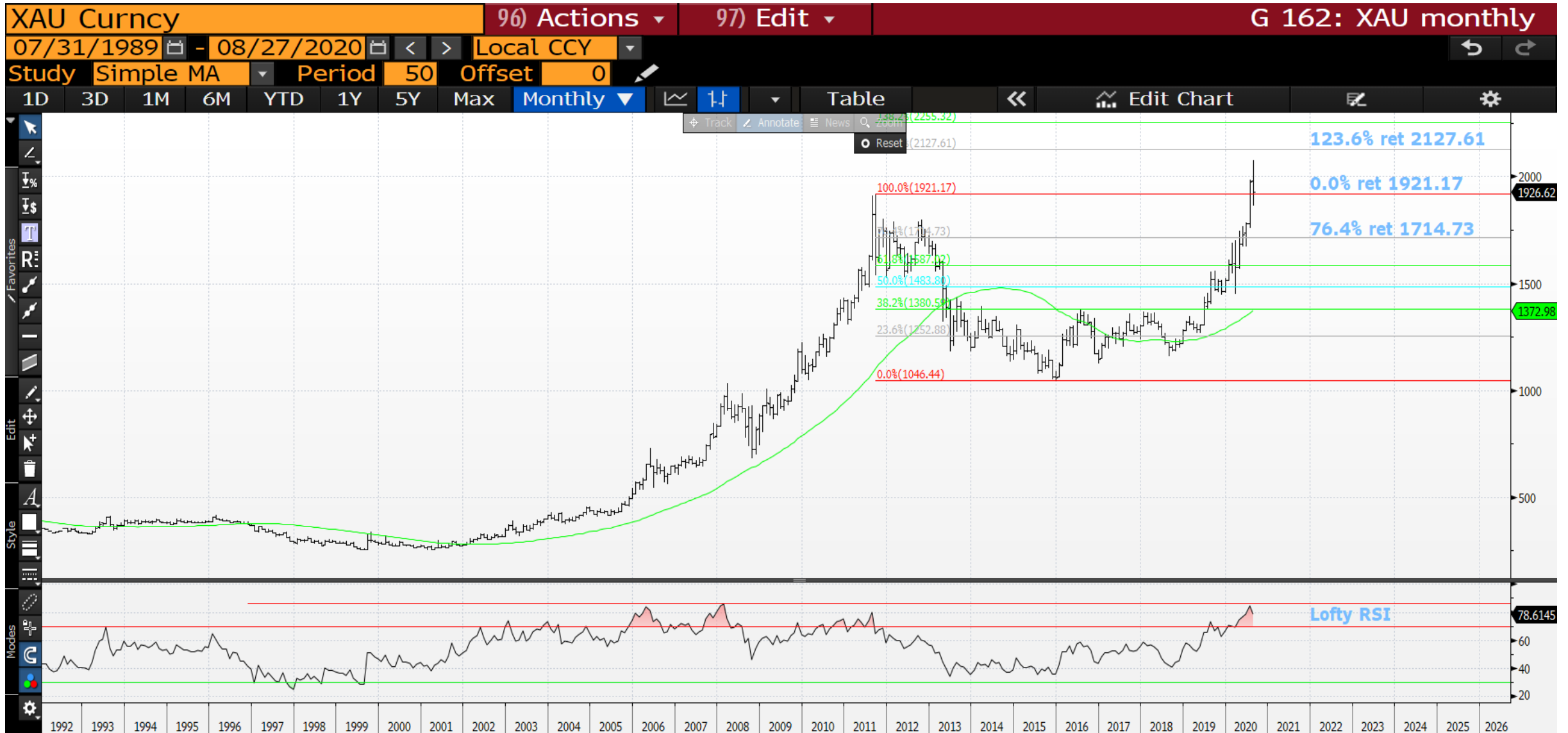
USGGBE05 and RUSSELL 2000 daily : The RSI needs to become over bought again and will do so if we hit the 100% ret 1.7516.



RUSSELL 2000 daily : The RUSSELL NEEDS to breach the 76.4% ret 1538.345 and ideally we can breach the 50 day moving average 1490.187 soon.



GOLD monthly : We are due for a very MAJOR correction given this upside RSI dislocation is rare! It will be several months before we work off this extreme.



EUR USD monthly : We are TEASING a MULTI year trend line 1.1766, so lets see if we close below it.



EUR USD daily : The daily RSI is high and sub the 1.1733 trend line will speak volumes.



This research was prepared by Chris Williams. He is a self-employed contractor with Astor Ridge. A history of his research can be provided upon request in compliance with the European Commission's Market Abuse Regulation.

Astor Ridge takes no proprietary trading risk, has no market making facilities, and has no position in any security we discuss in this e-mail. The views in this e-mail are those of the author(s) and are subject to change, and Astor Ridge has no obligation to update its opinions or the information in this publication. If this e-mail contains recommendations, those recommendations reflect solely and exclusively those of the author, and such opinions were prepared independently of any other interests, including those of Astor Ridge and/or its affiliates.

This publication does not constitute personal investment advice or take into account the individual financial circumstances or objectives of the clients who receive it. The securities discussed herein may not be suitable for all investors. Astor Ridge recommends that investors independently evaluate each issuer, security or instrument discussed herein, and consult any independent advisors they believe necessary.

The value of and income from any investment may fluctuate from day to day as a result of changes in relevant economic markets (including changes in market liquidity). The information herein is not intended to predict actual results, which may differ substantially from those reflected. Past performance is not necessarily indicative of future results.

You should not use or disclose to any other person the contents of this research, nor take copies. This is not a representation or warranty and is not intended nor should it be taken to create any legal relations, contractual or otherwise. This research and any files transmitted with it are confidential, may be legally privileged, and are for the sole use of the intended recipient. Copyright in this research and any accompanying document created by Astor Ridge LLP is owned by Astor Ridge LLP.

Astor Ridge LLP is regulated by the Financial Conduct Authority (FCA): Registration Number 579287

Astor Ridge LLP is Registered in England and Wales with Companies House: Registration Number OC372185

Astor Ridge NA LLP is a member of FINRA/SIPC: CRD Number 282626

Astor Ridge NA LLP is Registered in England and Wales with Companies House: Registration Number OC401796