

BOND UPDATE : GET READY TO PARTY LIKE 1994! THIS IS A CRUCIAL WEEK AND MONTH FOR THE NEXT QUARTER. WE HAVE SEEN YIELDS RISE NOW FOR MANY WEEKS BUT AS MENTIONED PREVIOUSLY THE HISTORICAL-TECHNICAL PICTURE HIGHLIGHTS A SWATHE OF 1994 RSI EXTENSIONS, THUS THE BOND BOUNCE “IF” CONFIRMED WILL BE FASTER AND MORE SUSTAINED THAN PEOPLE EXPECT. 1994 RSI EXTENSIONS ARE VERY OBVIOUSLY EXCEPTIONAL!

ESSENTIALLY THESE TECHNICAL DISLOCATIONS ARE HISTORICALLY UNSUSTAINABLE.

IT HAS AND IS A PAINFUL WAIT BUT ACCORDING TO THE RSI DISLOCATIONS IT “WILL HAPPEN”! THESE SIGNALS WONT ABATE.

US 30YR YIELDS HAVE SEVERAL WEEKS TEASING THE 200 PERIOD WEEKLY MOVING AVERAGE 2.4530.

US 10YR YIELD RSI DISLOCATION IS THE MOST SINCE “1994”!

US BOND AND SWAP CURVES CONTINUE TO “SCREAM” FOR A MAJOR FLATTENING GIVEN THE HISTORICAL RSI DISLOCATION. THE OTHER POINTER IS THE 102030 SWAP CURVES CONTINUES TO INDICATE THE 20YR IS “OUT OF LINE” WITH THE WINGS!

US102030 Swap monthly : If yields are a confirmed “STALL” then this fly should drop in a similar style to 2008!. If so that implies technically all value is in the 20yr part of the curve over the wings.



US 5-30 Swap monthly : This time the RSI is lofty matching that of 2008! We just need to breach the previous high 115.713.



US 10-30 Swap monthly : The RSI is similar to 2008 and we are seeing a rejection of the 50% ret 45.0500.



US 10-20 Swap weekly : Certainly a chart to watch especially if we can close the week at or below the 61.% ret-moving average 2.3475.



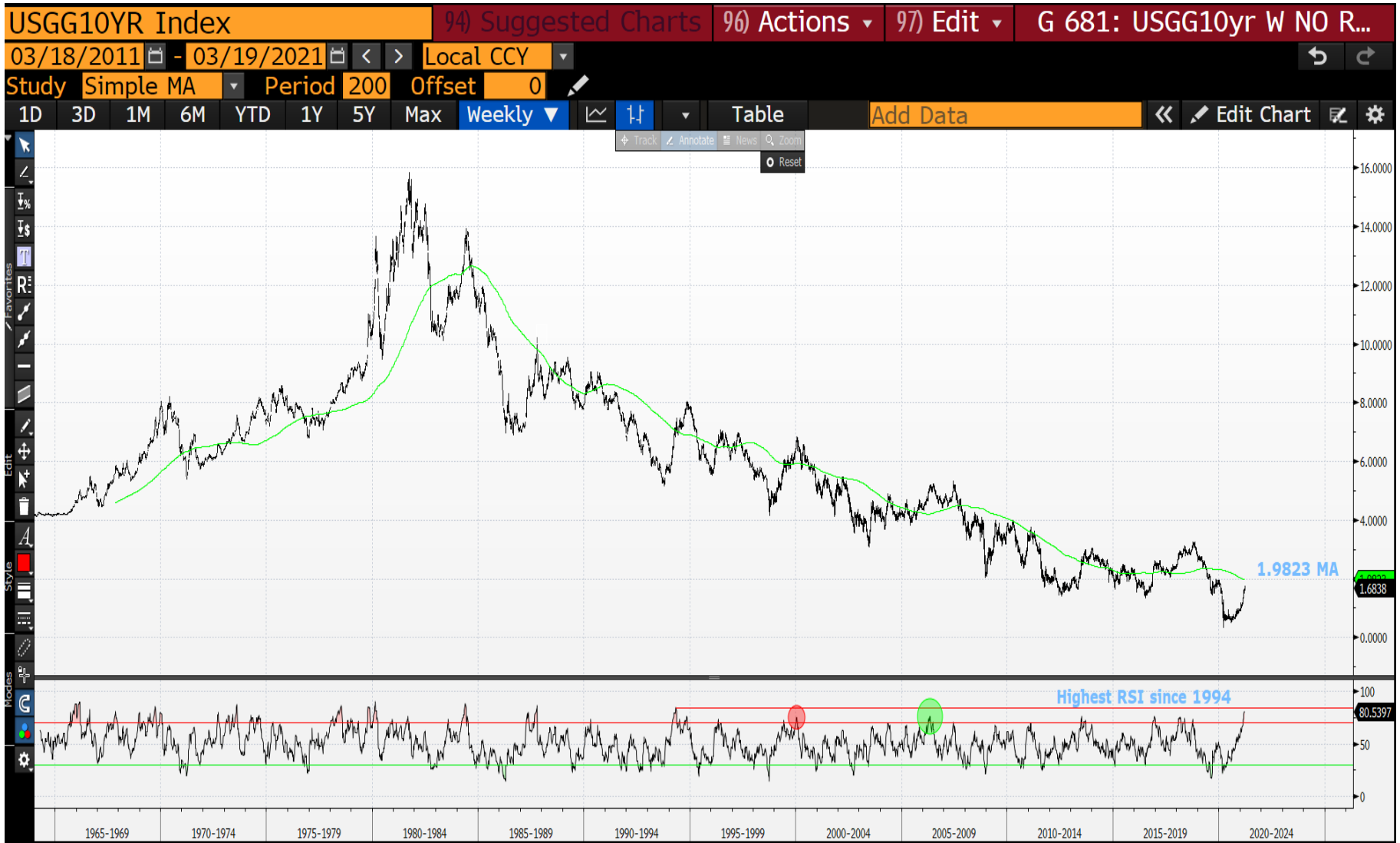
USGG30yr weekly : The RSI has now extended close to a level last recorded in 1994 and this level of extension is repeated in the following charts. Also on nearly all previous extensions of a lesser RSI yields have FALLEN. This extension is wrong.



USGG30yr weekly : If we can close sub the 61.8% ret 2.4065 this will confirm a nasty UPSIDE pierce and form a 1994 extension TOP!



US 10yr yield weekly : A VERY important RSI dislocation given it is the HIGHEST since 1994!



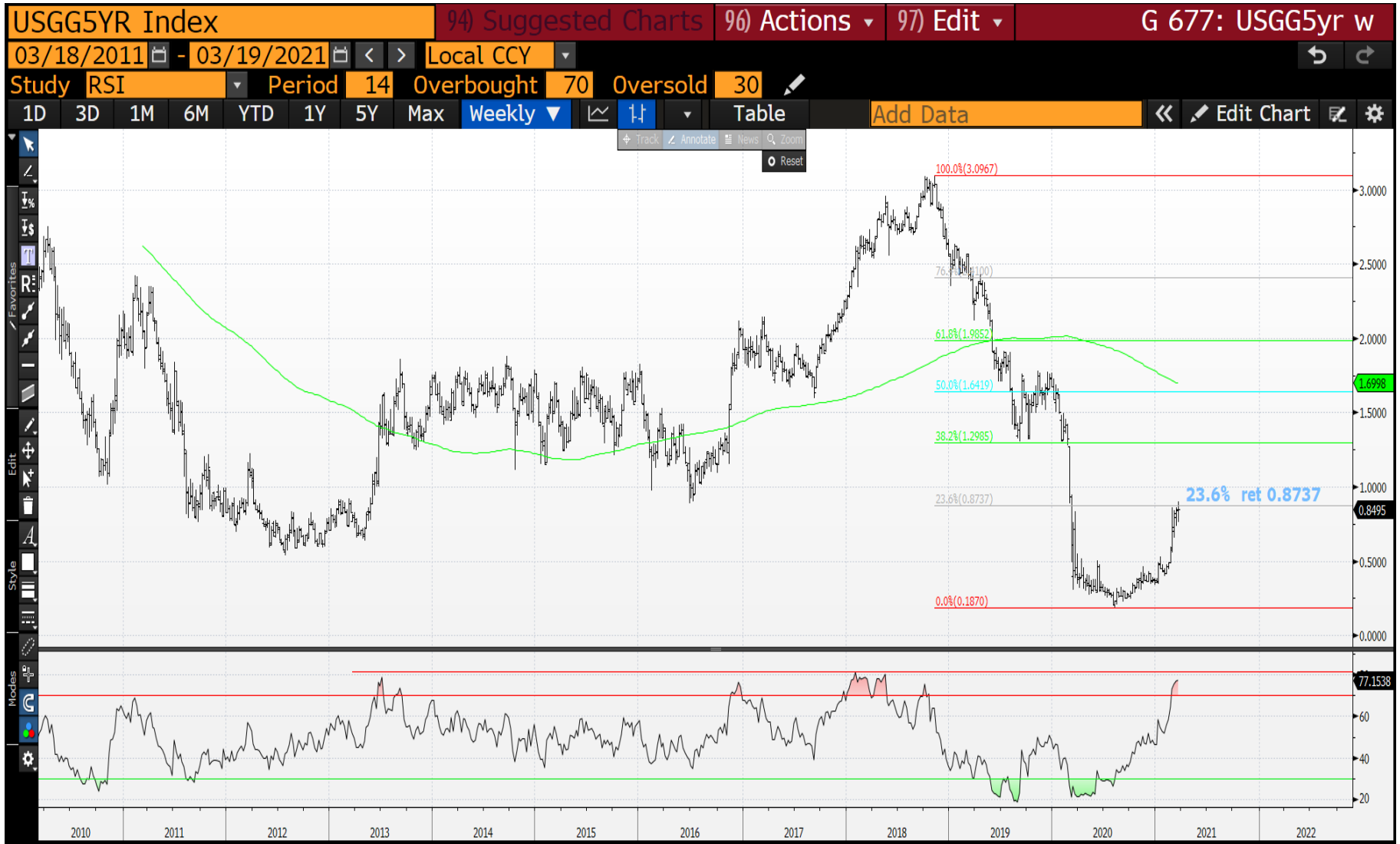
US 10yr yield weekly : Same chart as before with signs of a rejection of the 50% ret 1.7866.



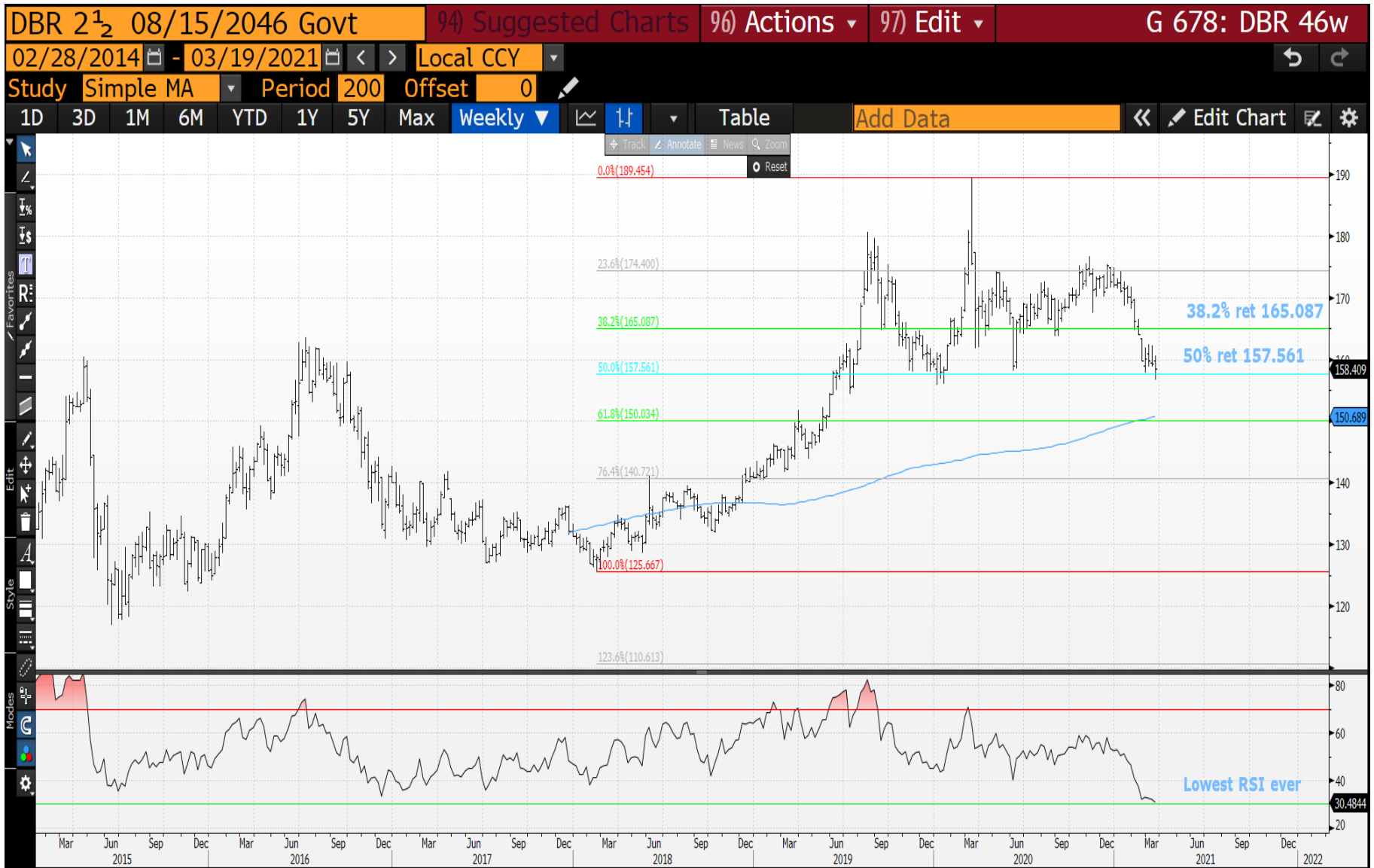
CAD 10yr yield weekly : This too has an RSI dislocation last witnessed in 1994 whilst we flirt with the 1.566 200 period moving average. Historically this extension is wrong.



US 5yr yield weekly : This is not the same historical RSI dislocation but we are teasing the 23.6% ret 0.8737.



DBR 46 weekly : This RSI is the LOWEST ever!



DBR 46 daily : This RSI is off the lows BUT the multi year 50% ret 157.561 is HOLDING.



This research was prepared by Chris Williams. He is a self-employed contractor with Astor Ridge. A history of his research can be provided upon request in compliance with the European Commission's Market Abuse Regulation.

Astor Ridge takes no proprietary trading risk, has no market making facilities, and has no position in any security we discuss in this e-mail. The views in this e-mail are those of the author(s) and are subject to change, and Astor Ridge has no obligation to update its opinions or the information in this publication. If this e-mail contains recommendations, those recommendations reflect solely and exclusively those of the author, and such opinions were prepared independently of any other interests, including those of Astor Ridge and/or its affiliates.

This publication does not constitute personal investment advice or take into account the individual financial circumstances or objectives of the clients who receive it. The securities discussed herein may not be suitable for all investors. Astor Ridge recommends that investors independently evaluate each issuer, security or instrument discussed herein, and consult any independent advisors they believe necessary.

The value of and income from any investment may fluctuate from day to day as a result of changes in relevant economic markets (including changes in market liquidity). The information herein is not intended to predict actual results, which may differ substantially from those reflected. Past performance is not necessarily indicative of future results.

You should not use or disclose to any other person the contents of this research, nor take copies. This is not a representation or warranty and is not intended nor should it be taken to create any legal relations, contractual or otherwise. This research and any files transmitted with it are confidential, may be legally privileged, and are for the sole use of the intended recipient. Copyright in this research and any accompanying document created by Astor Ridge LLP is owned by Astor Ridge LLP.

Astor Ridge LLP is regulated by the Financial Conduct Authority (FCA): Registration Number 579287

Astor Ridge LLP is Registered in England and Wales with Companies House: Registration Number OC372185

Astor Ridge NA LLP is a member of FINRA/SIPC: CRD Number 282626

Astor Ridge NA LLP is Registered in England and Wales with Companies House: Registration Number OC401796