

**BOND UPDATE : AN EXPLOSIVE NON-FARM HAS FORCED SOME AGGRESSIVE NEW YIELD LOWS IDEALLY WE CLOSE THE DAY THERE, FINALLY VINDICATING THE RSI'S. THIS PATH LOWER HAS SO MUCH "TO RUN" ESPECIALLY LOOKING AT THE MONTHLY RSI CHARTS.**

**SPECIAL MENTION TO THE US 30YR YIELD CHART FAILING SO MANY PROFOUND LEVELS.**

**GET READY TO PARTY LIKE 1994! THE HISTORICAL-TECHNICAL PICTURE HIGHLIGHTS A SWATHE OF 1994 RSI EXTENSIONS WHICH ARE VERY OBVIOUSLY EXCEPTIONAL!**

**ESSENTIALLY THESE TECHNICAL DISLOCATIONS ARE HISTORICALLY UNSUSTAINABLE.**

**US 30YR YIELDS HAVE HIT THE 50 PERIOD MONTHLY MOVING AVERAGE 2.4405 (PAGE 9).**

**US 10YR YIELD RSI DISLOCATION IS THE MOST SINCE "1994"!**

**US BOND AND SWAP CURVES CONTINUE TO "SCREAM" FOR A MAJOR FLATTENING GIVEN THE HISTORICAL RSI DISLOCATION. THE OTHER POINTER IS THE 102030 SWAP CURVES CONTINUES TO INDICATE THE 20YR IS "OUT OF LINE" WITH THE WINGS!**

US102030 Swap monthly : Very little has changed with this RSI it still forecasts a major move lower. We are forming a TOP and look what happened in 2008! If so that implies technically all value is in the 20yr part of the curve over the wings. This is not a short-term top. WE HAVE FAR TO GO!



US 5-30 Swap monthly : Another monthly chart where the RSI remains very much dislocated still. Plenty of room to head FLATTER. This time the RSI is lofty matching that of 2008 AND what a move that was! We have STALLED PERFECTLY at the previous 115.713 high. Again this is the start of a VERY long journey.



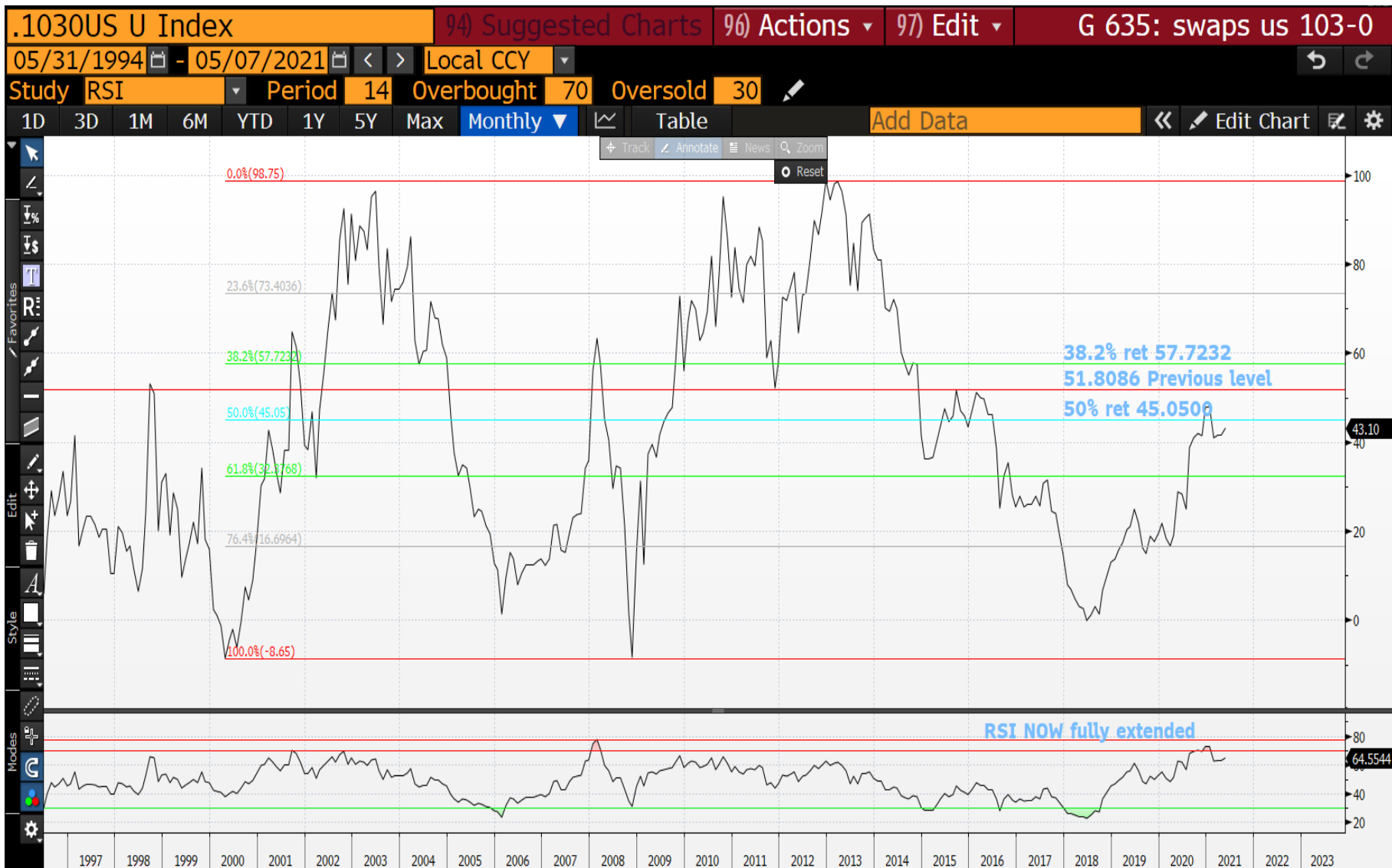
07/05/2021

US 5-30 monthly : The RSI remains high and best of all we have created a perfect double top at the 38.2% ret 166.202. New lows on the month will kick start a bigger fall to the MULTI\_YEAR 50% ret 121.589.



07/05/2021

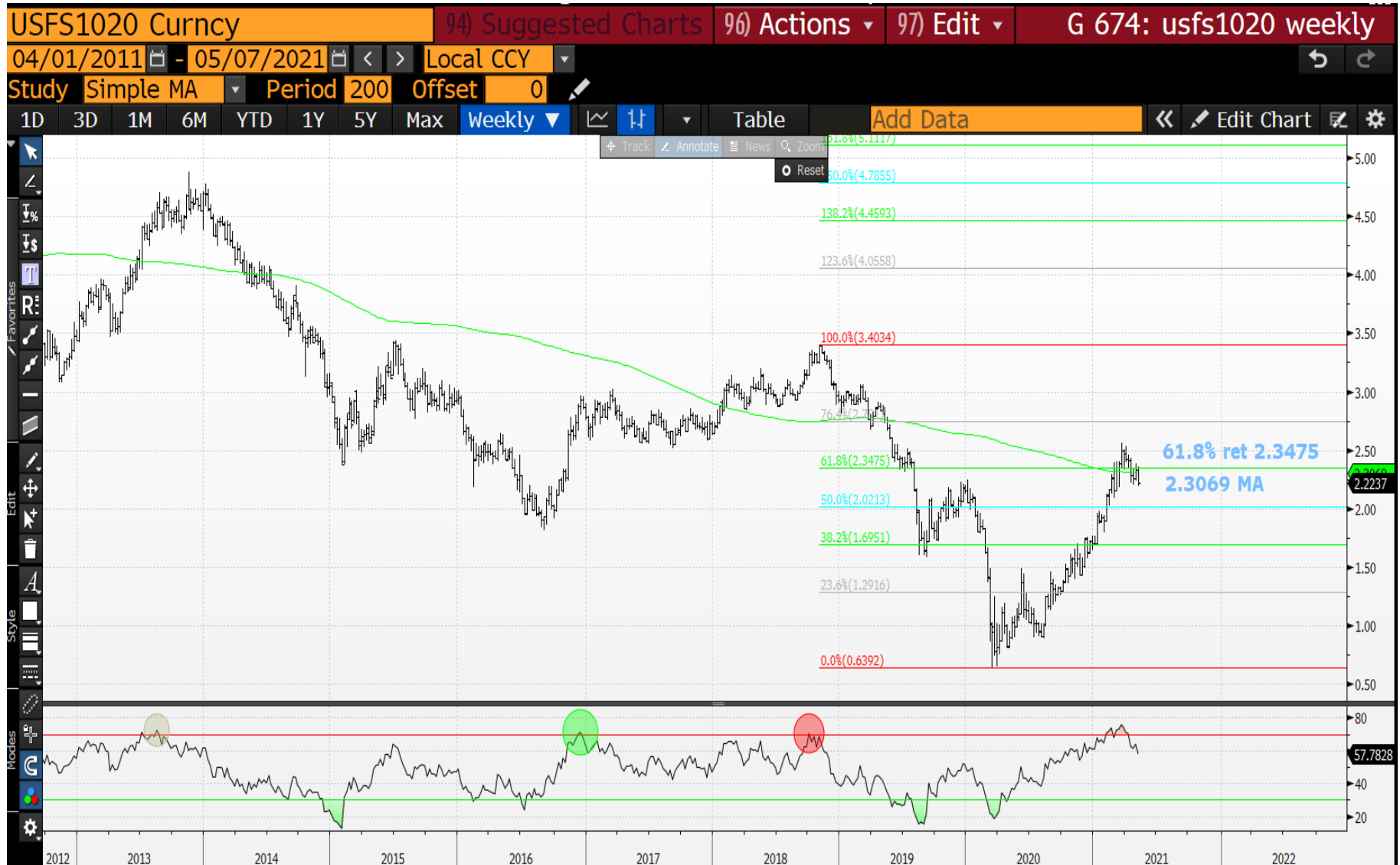
US 10-30 Swap monthly : The RSI is similar to 2008 and we are seeing a rejection of the 50% ret 45.0500. The 2008 move was menacing! The curve is continuing to flatten and should mean yields stall.



US 10-30 monthly : The RSI is muted and ideally we need to breach the multiyear 50% ret 53.918 soon.



US 10-20 Swap weekly : Certainly a chart to watch given we have created an upside negative PIERCE whilst confirming failure with a PUSH sub the 2.3069 moving average.



USGG30yr quarterly : This RSI is now lofty and we are teasing the 2.5090 2008 low.

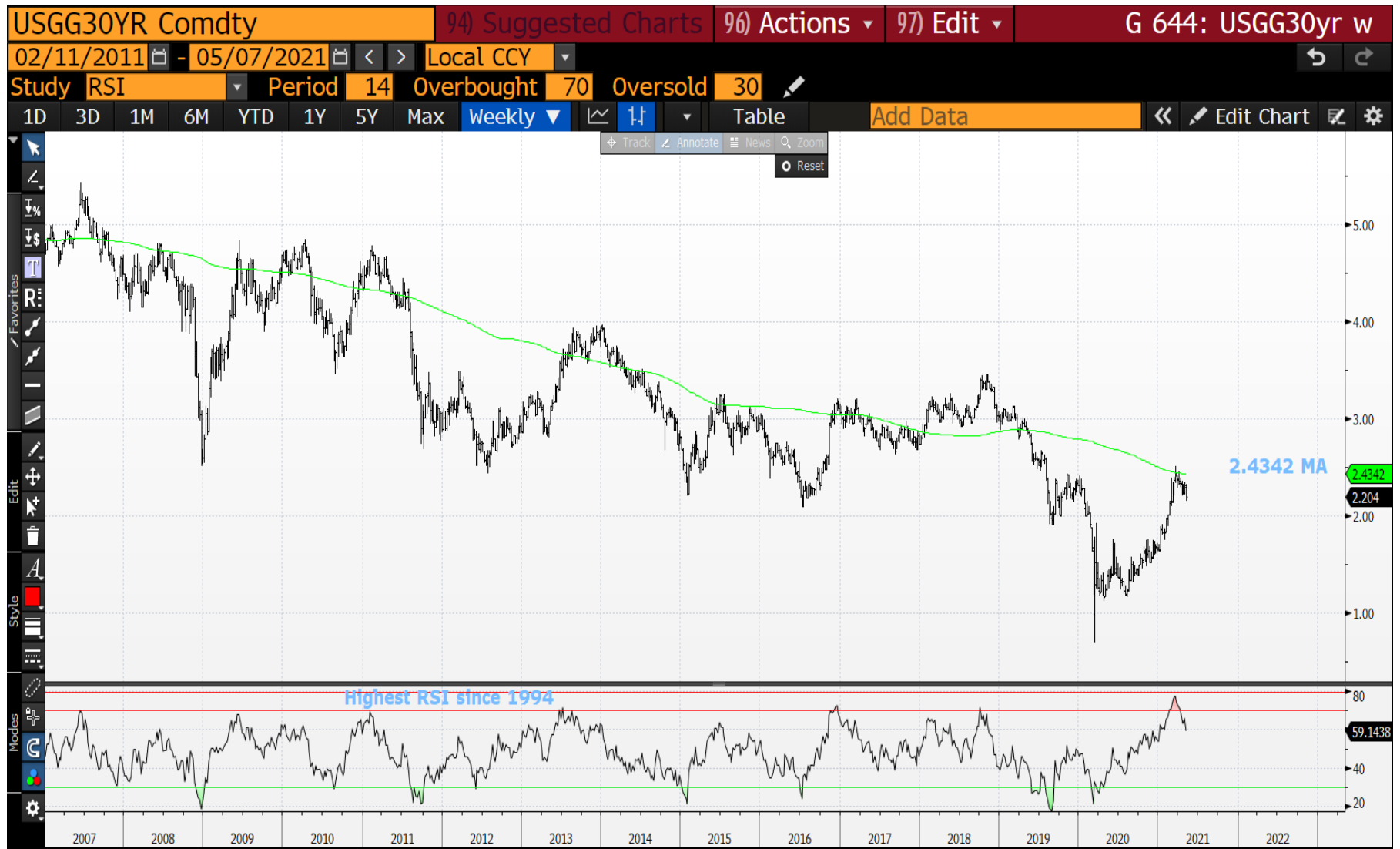




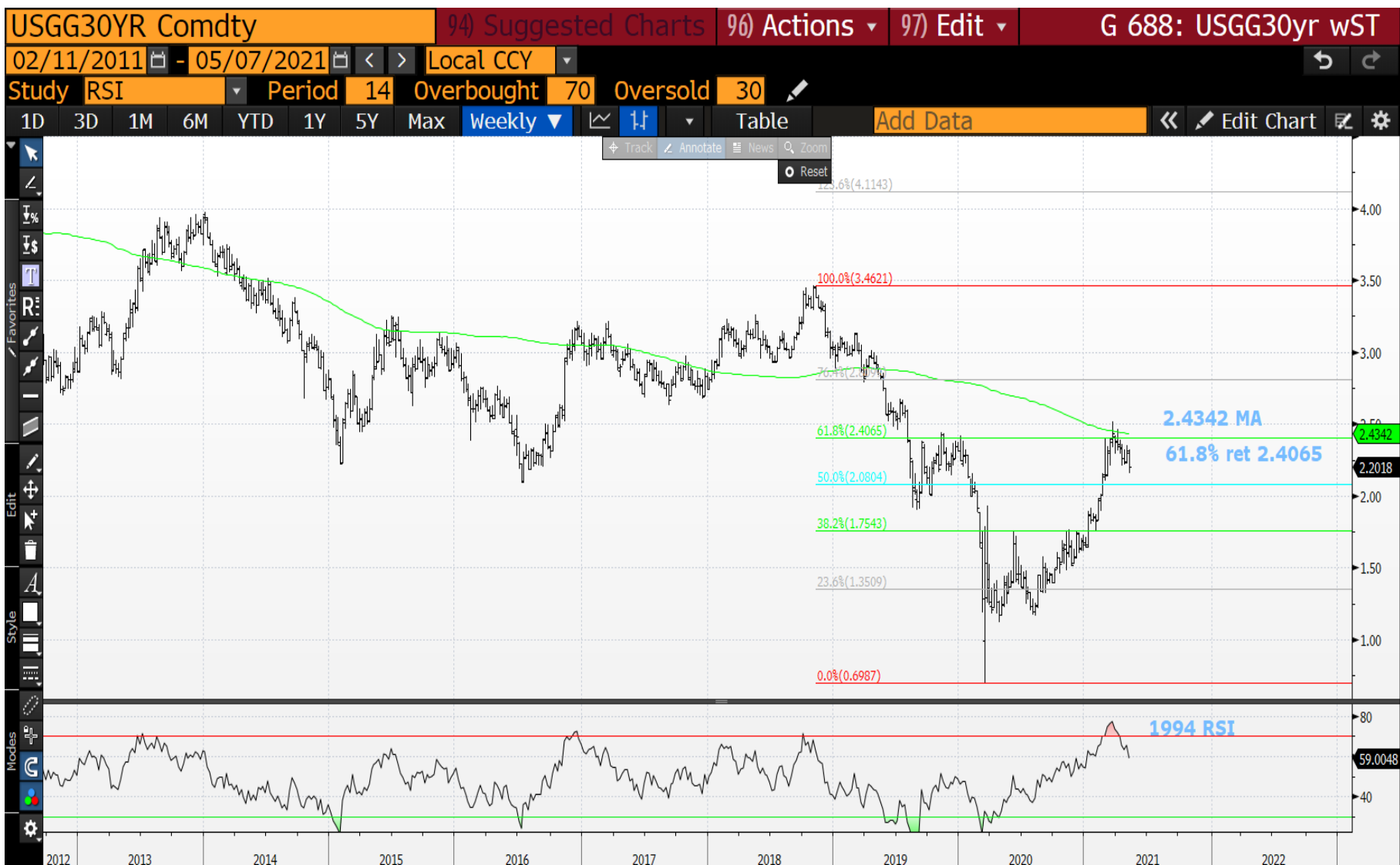
USGG30yr monthly : We continue to FAIL the perfect level i.e. the 2.4416 50 period moving average. A drastic drop today and hopefully the close will represent a continuation of lower yields. The RSI is calling for it.



USGG30yr weekly : Even this weekly RSI continues to REMAIN extended at a level last recorded in 1994, this level of extension is repeated in the following charts. This chart replicates the previous one given we have failed the 200 period moving average 2.4342. Lets hope this is not a false break!



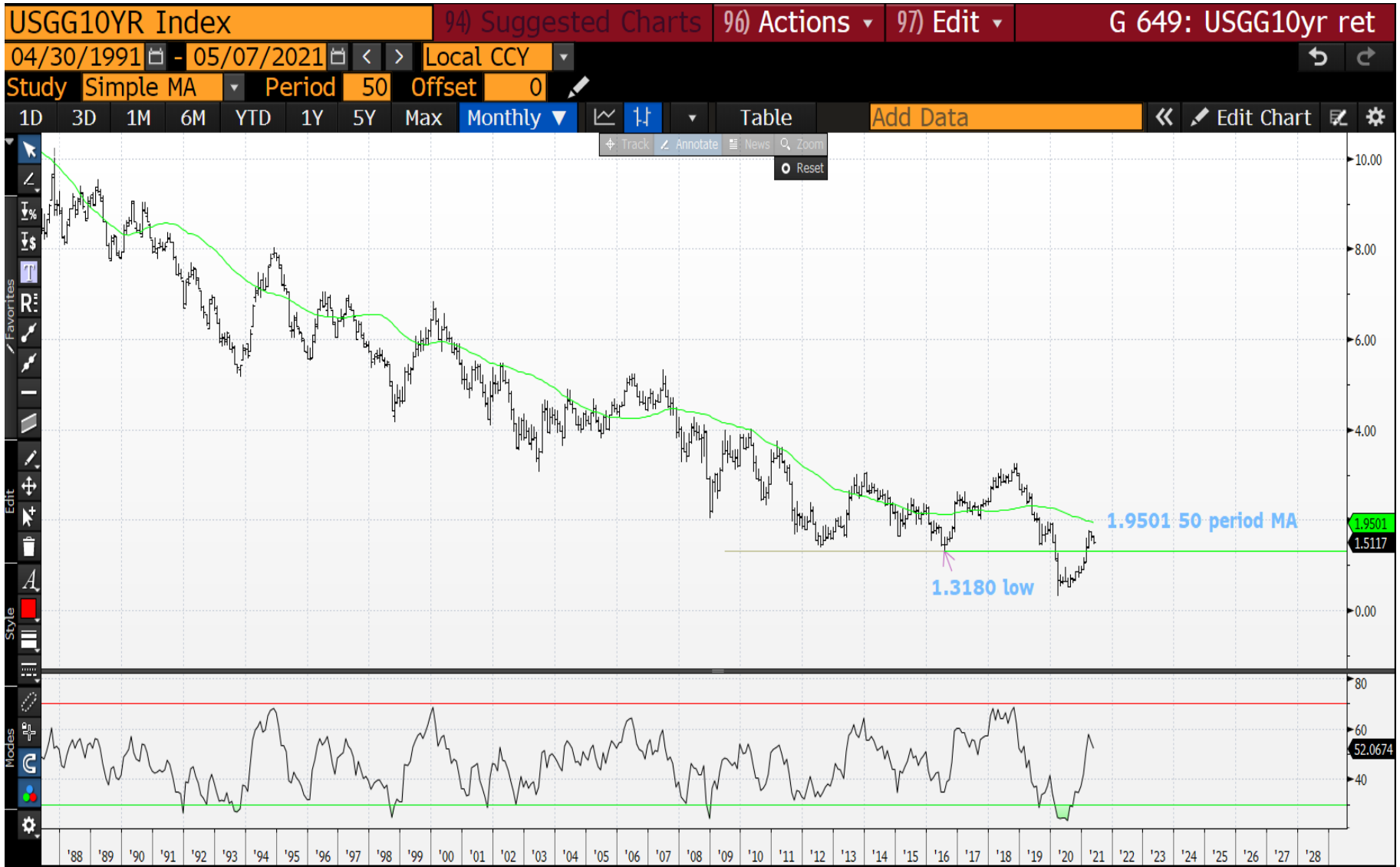
USGG30yr weekly : We have a new yield low so this should force CTA's to get long BONDS and start the more MAJOR decline in bond yields.



US 10yr yield quarterly : This RSI isn't too pronounced nor a relevant resistance level.



US 10yr yield monthly : The LOFTY RSI is kicking in so ideally we breach the previous low 1.3180 soon.



US 10yr yield weekly : A VERY important RSI dislocation given it is the HIGHEST since 1994 and it hasn't abated! A SOLID top in play now.



US 10yr yield weekly : We have a new yield low and further progress if we breach the 50% ret 1.7866.

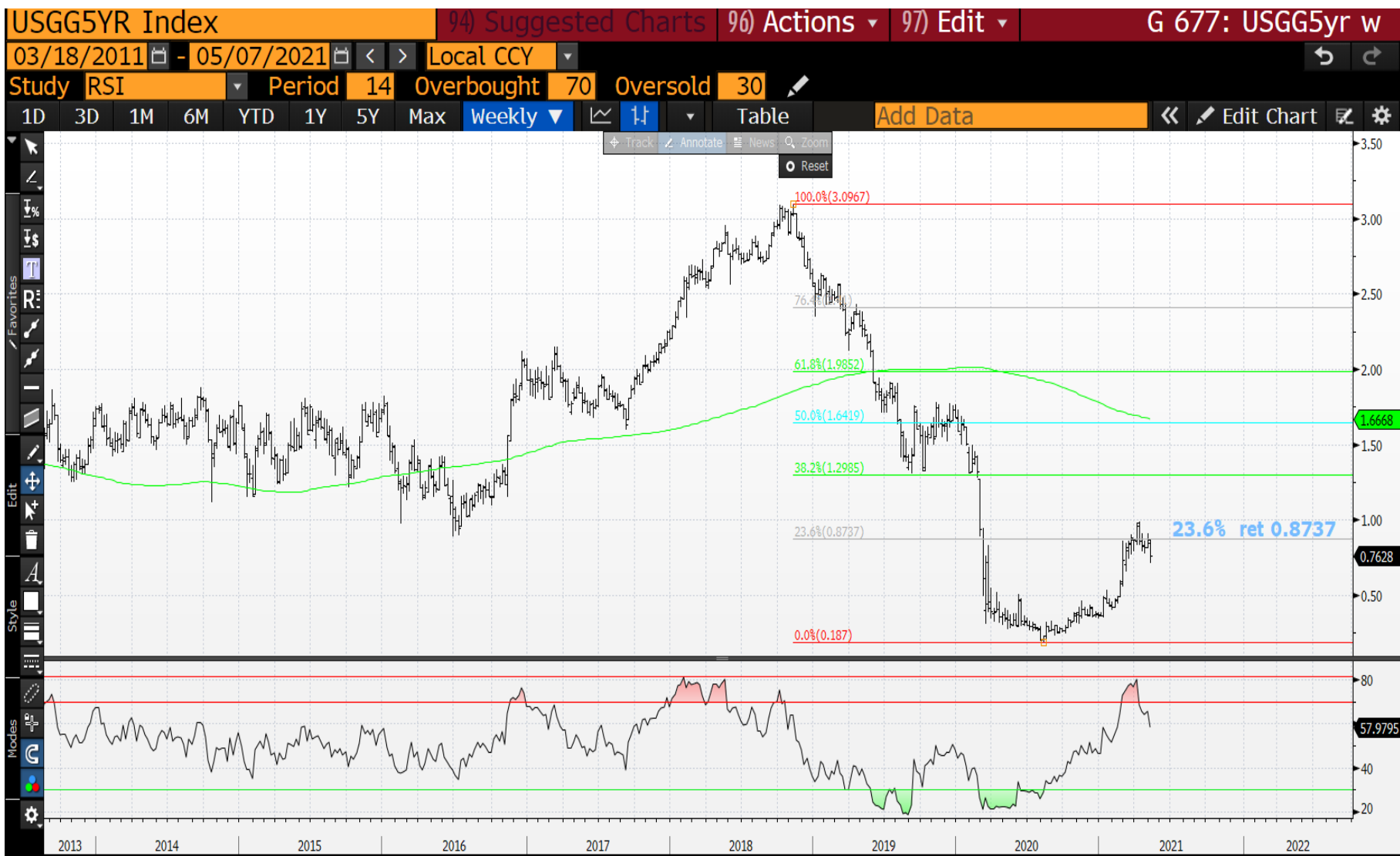


# US 5yr yield quarterly : Little here RSI wise nor level wise.





US 5yr yield weekly : This could be the part of the curve to watch for a NEW YIELD low and if so this will form a LONGTERM TOP. A nice drop today and ideally we close at the yield lows.



US 5yr yield daily : The 38.2% ret 0.7961 seem to provide a few stops so ideally we close BELOW it today!



DBR 46 weekly : A close back above 50% ret 157.561 will help confirm the low is in place!!



This research was prepared by Chris Williams. He is a self-employed contractor with Astor Ridge. A history of his research can be provided upon request in compliance with the European Commission's Market Abuse Regulation.

Astor Ridge takes no proprietary trading risk, has no market making facilities, and has no position in any security we discuss in this e-mail. The views in this e-mail are those of the author(s) and are subject to change, and Astor Ridge has no obligation to update its opinions or the information in this publication. If this e-mail contains recommendations, those recommendations reflect solely and exclusively those of the author, and such opinions were prepared independently of any other interests, including those of Astor Ridge and/or its affiliates.

This publication does not constitute personal investment advice or take into account the individual financial circumstances or objectives of the clients who receive it. The securities discussed herein may not be suitable for all investors. Astor Ridge recommends that investors independently evaluate each issuer, security or instrument discussed herein, and consult any independent advisors they believe necessary.

The value of and income from any investment may fluctuate from day to day as a result of changes in relevant economic markets (including changes in market liquidity). The information herein is not intended to predict actual results, which may differ substantially from those reflected. Past performance is not necessarily indicative of future results.

You should not use or disclose to any other person the contents of this research, nor take copies. This is not a representation or warranty and is not intended nor should it be taken to create any legal relations, contractual or otherwise. This research and any files transmitted with it are confidential, may be legally privileged, and are for the sole use of the intended recipient. Copyright in this research and any accompanying document created by Astor Ridge LLP is owned by Astor Ridge LLP.

Astor Ridge LLP is regulated by the Financial Conduct Authority (FCA): Registration Number 579287

Astor Ridge LLP is Registered in England and Wales with Companies House: Registration Number OC372185

Astor Ridge NA LLP is a member of FINRA/SIPC: CRD Number 282626

Astor Ridge NA LLP is Registered in England and Wales with Companies House: Registration Number OC401796