

BOND UPDATE : LAST WEEK ALL MAJOR BOND YIELD RESISTANCE “HELD” SO HOPEFULLY THIS WEEK SEES YIELDS HEAD LOWER.

THE MONTHLY RSI DISLOCATIONS REMAIN AND SOME KEY LEVELS ARE APPROACH IN EQUITIES.

GERMAN DBR 2046’S HAVE HELD A 200 WEEKLY MOVING AVERAGE 151.901 WITH AN RSI DISLOCATION NEVER SEEN BEFORE, COULD BE THE ONE TO WATCH.

US 5YR YIELDS HAVE REJECTED THE MULTIYEAR 23.6% RET 0.8737 ON ITS LATEST BOUNCE.

SPECIAL MENTION TO THE US 30YR YIELD CHART FAILING SO MANY PROFOUND LEVELS.

GET READY TO PARTY LIKE 1994! THE HISTORICAL-TECHNICAL PICTURE HIGHLIGHTS A SWATHE OF 1994 RSI EXTENSIONS WHICH ARE VERY OBVIOUSLY EXCEPTIONAL!

ESSENTIALLY THESE TECHNICAL DISLOCATIONS ARE HISTORICALLY UNSUSTAINABLE.

US BOND AND SWAP CURVES CONTINUE TO “SCREAM” FOR A MAJOR FLATTENING GIVEN THE HISTORICAL RSI DISLOCATION. THE OTHER POINTER IS THE 102030 SWAP CURVES CONTINUES TO INDICATE THE 20YR IS “OUT OF LINE” WITH THE WINGS!

US102030 Swap monthly : We have widened back out to the long-term resistance 50% ret 34.4750, the RSI remains HIGH. Things happened quicker in 2008 but we still have time.



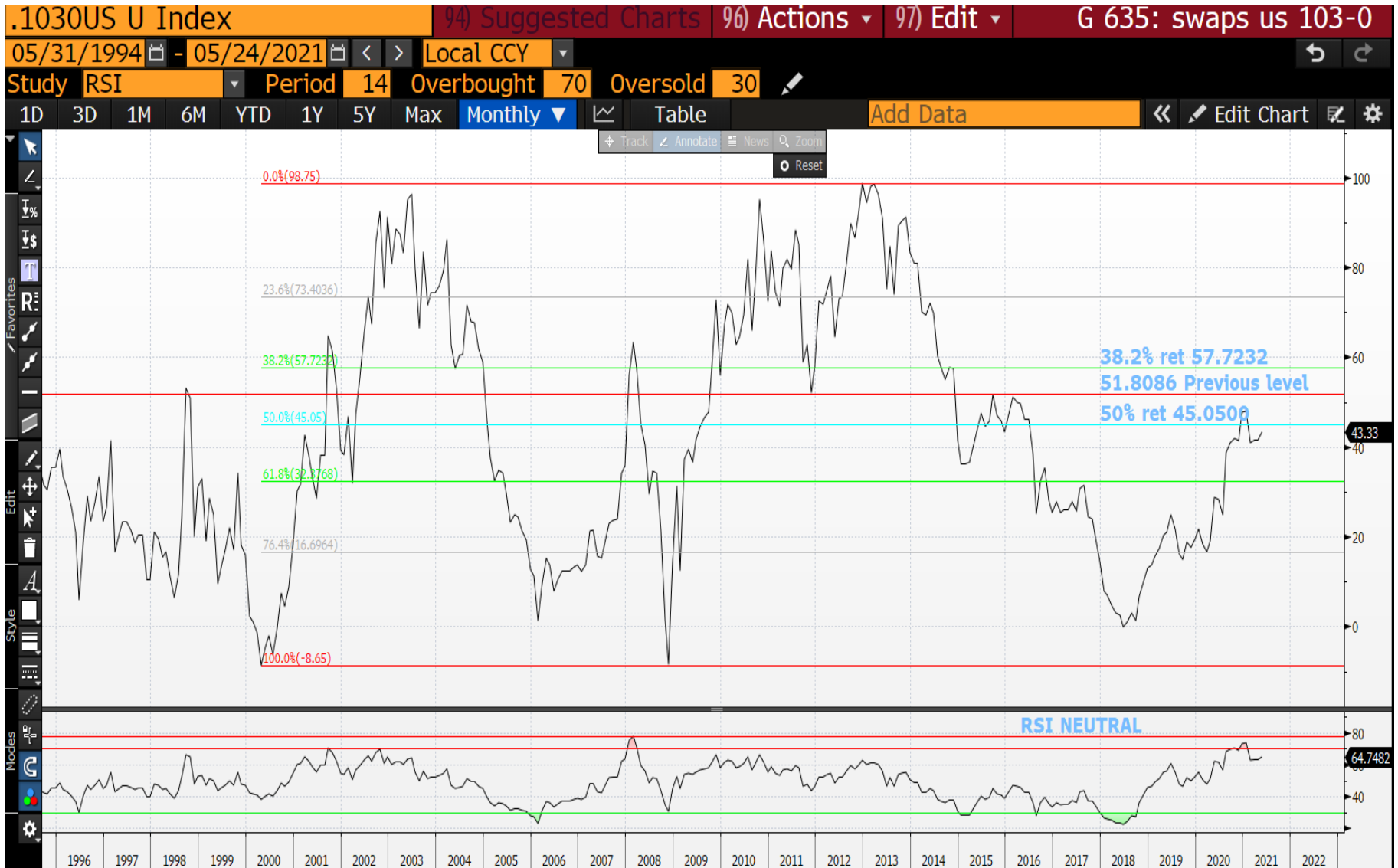
US 5-30 Swap monthly : Again we are back at familiar long-term resistance 115.713 and the RSI dislocation remains similar to 2008! The RSI remains steadfast.



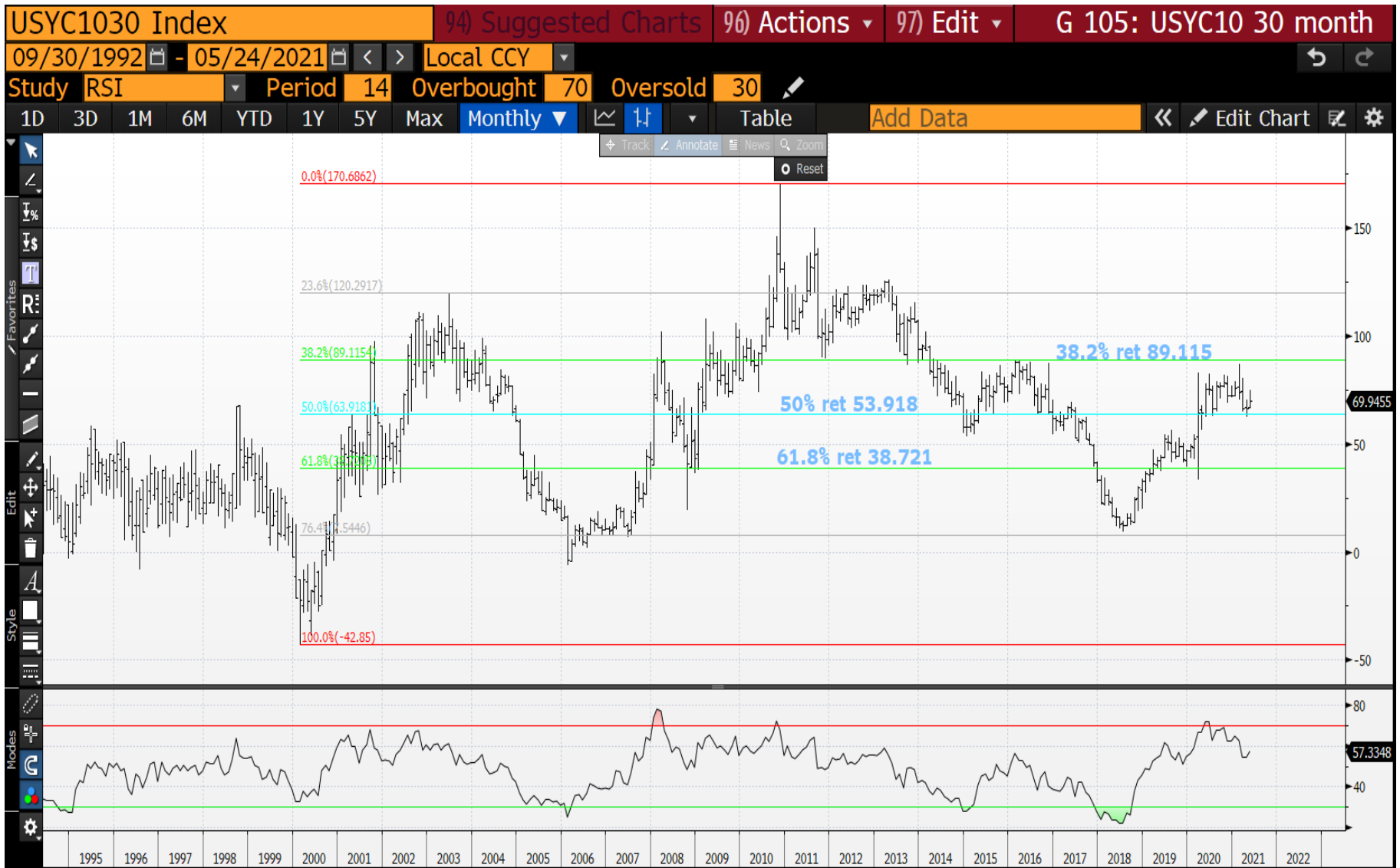
US 5-30 monthly : The RSI remains high and best of all we have created a perfect double top at the 38.2% ret 166.202. New lows on the month will kick start a bigger fall to the MULTI_YEAR 50% ret 121.589. We need to start flattening now and into month end.



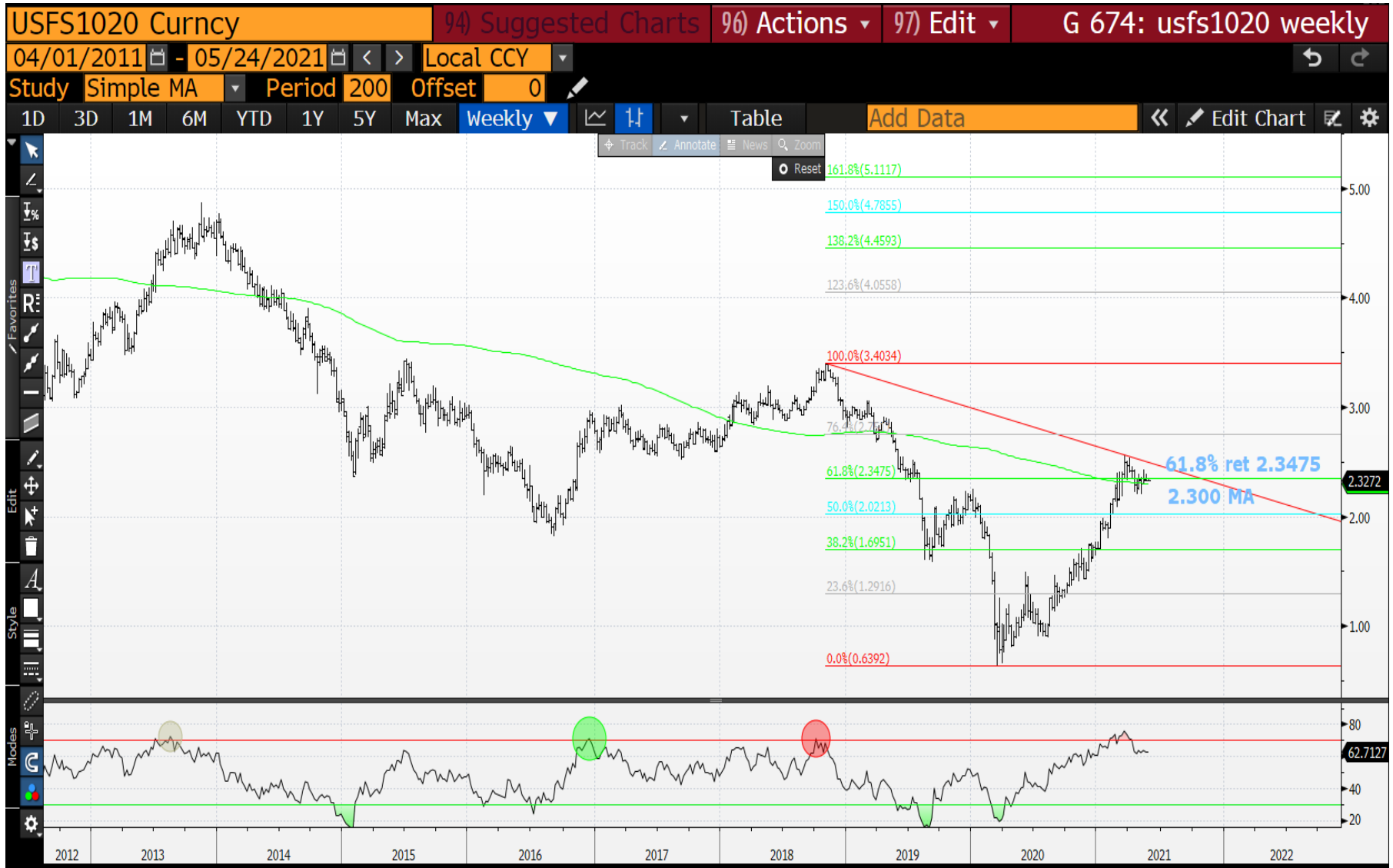
US 10-30 Swap monthly : The RSI is similar to 2008 and we are seeing a rejection of the 50% ret 45.0500. The 2008 move was menacing but we seem to be needing more time this time around.



US 10-30 monthly : The RSI is muted and ideally we need to breach the multiyear 50% ret 53.918 soon. We do look to faltering.



US 10-20 Swap weekly : Certainly a chart to watch given we have created an upside negative PIERCE but we do need to PUSH back below the 2.300 moving average.



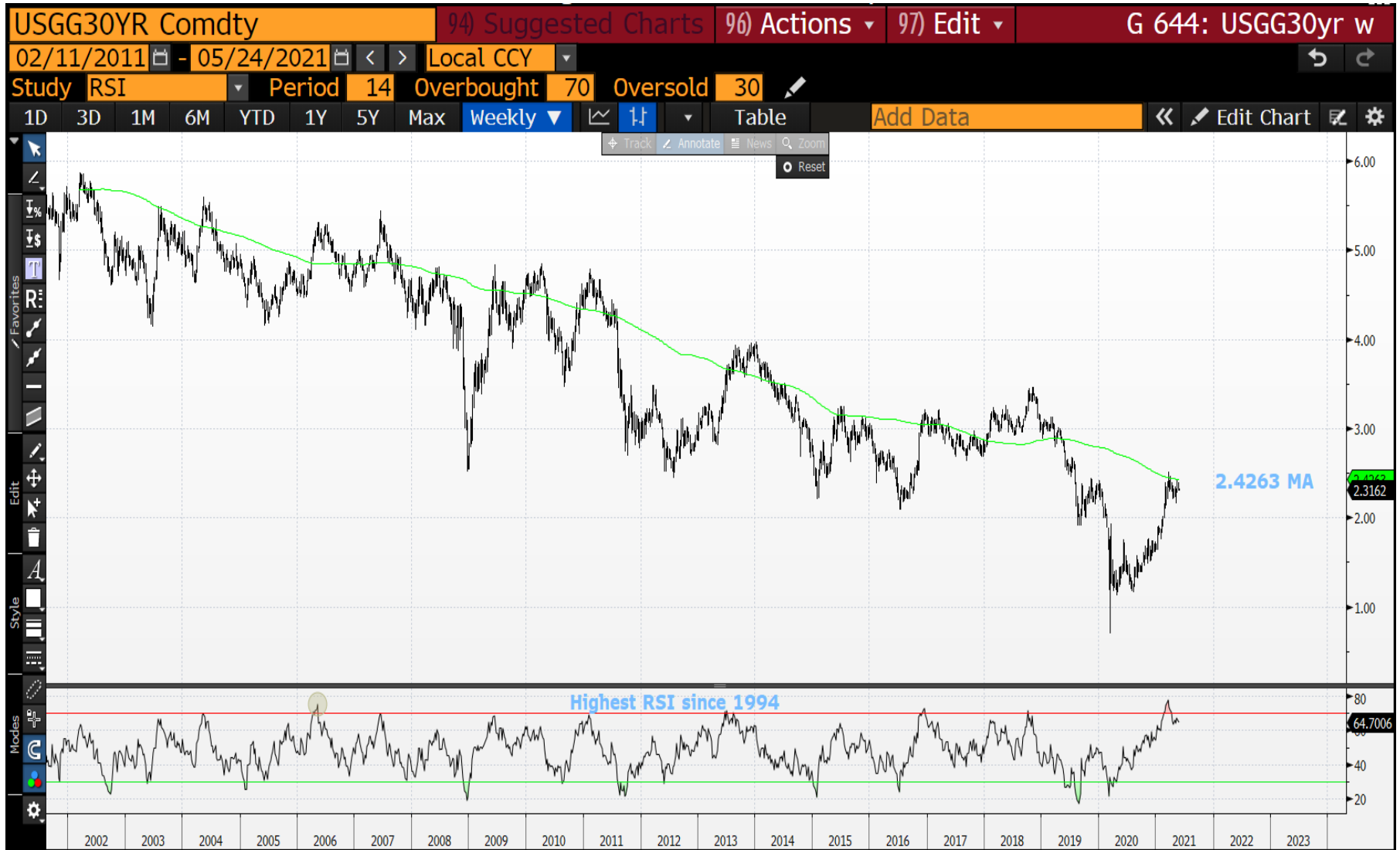
USGG30yr quarterly : The RSI continues to be lofty and we are teasing the 2.5090 2008 low.



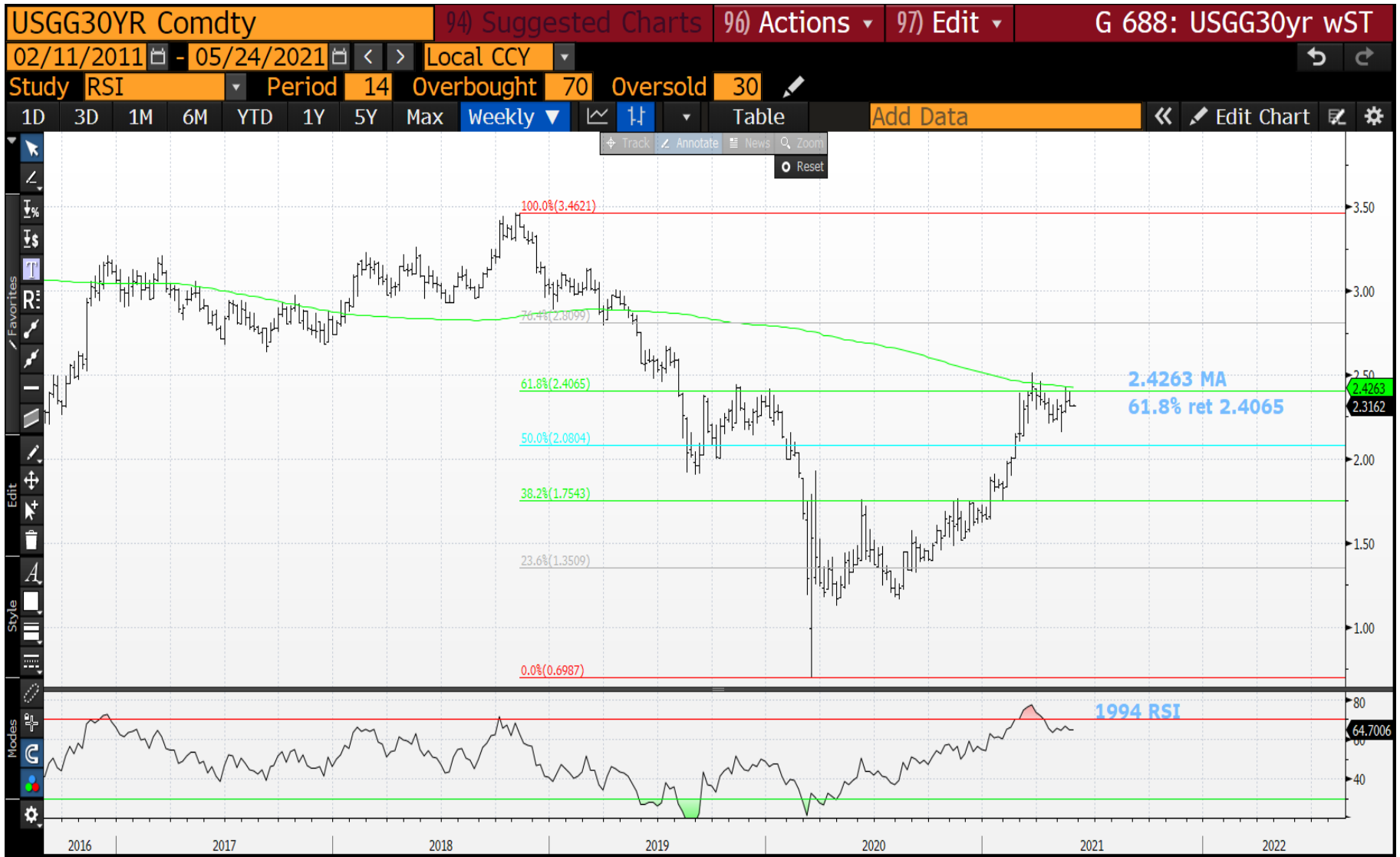
USGG30yr monthly : We are back testing the monthly the 2.4428 50 day MA, it is imperative we FAIL HERE. Ideally the remainder of the week is one way, LOWER! The RSI remains dislocated and the level is intact.



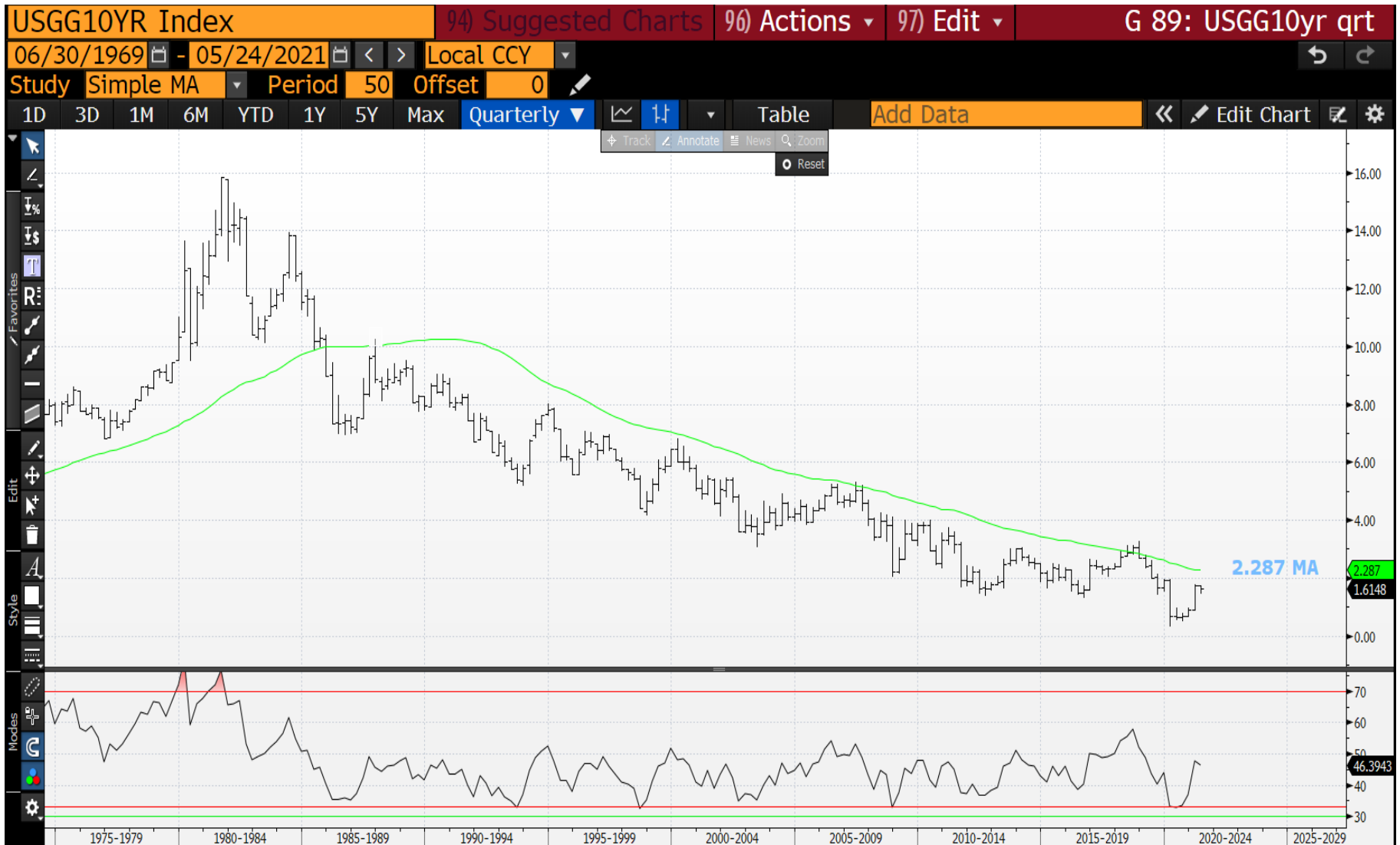
USGG30yr weekly : Last week we hit the moving average 2.4263 forming a TOP, ideally we continue the remainder of the week lower from here. The LEVEL HAS HELD.



USGG30yr weekly : The good thing is we have failed and rejected the resistance 61.8% ret 2.4063-2.4295 moving average. We have had a NEAR perfect rejection, ideally we close a lot lower on the week.



US 10yr yield quarterly : This RSI isn't too pronounced nor a relevant resistance level.



US 10yr yield monthly : Again we have a NEW MONTHLY low already and need to breach that before month end.



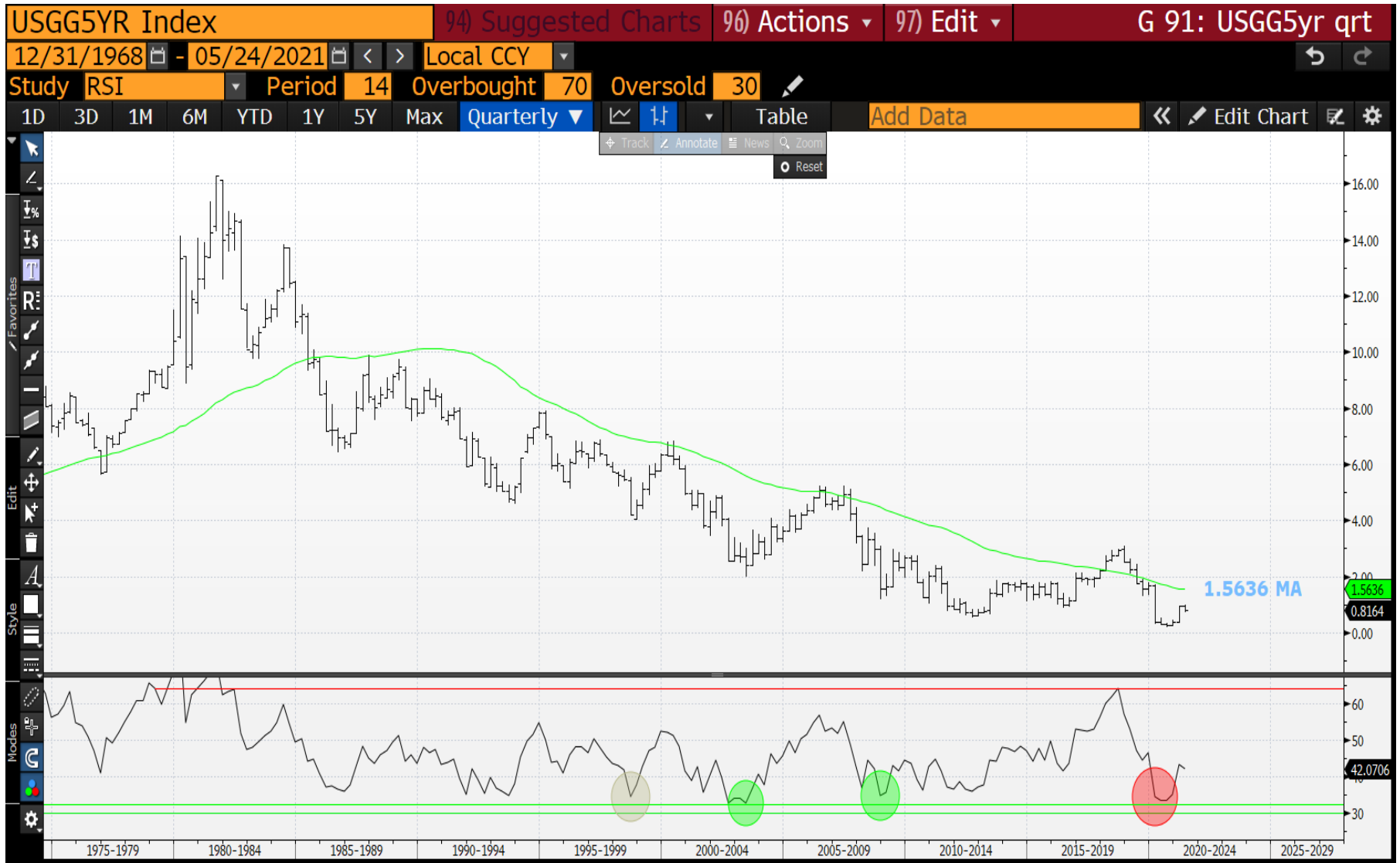
US 10yr yield weekly : A VERY important RSI dislocation given it is the HIGHEST since 1994 and it hasn't abated! A SOLID top in play now.



US 10yr yield weekly : We have a new yield low but we NEED to breach the 38.2% ret 1.4390 SOON.



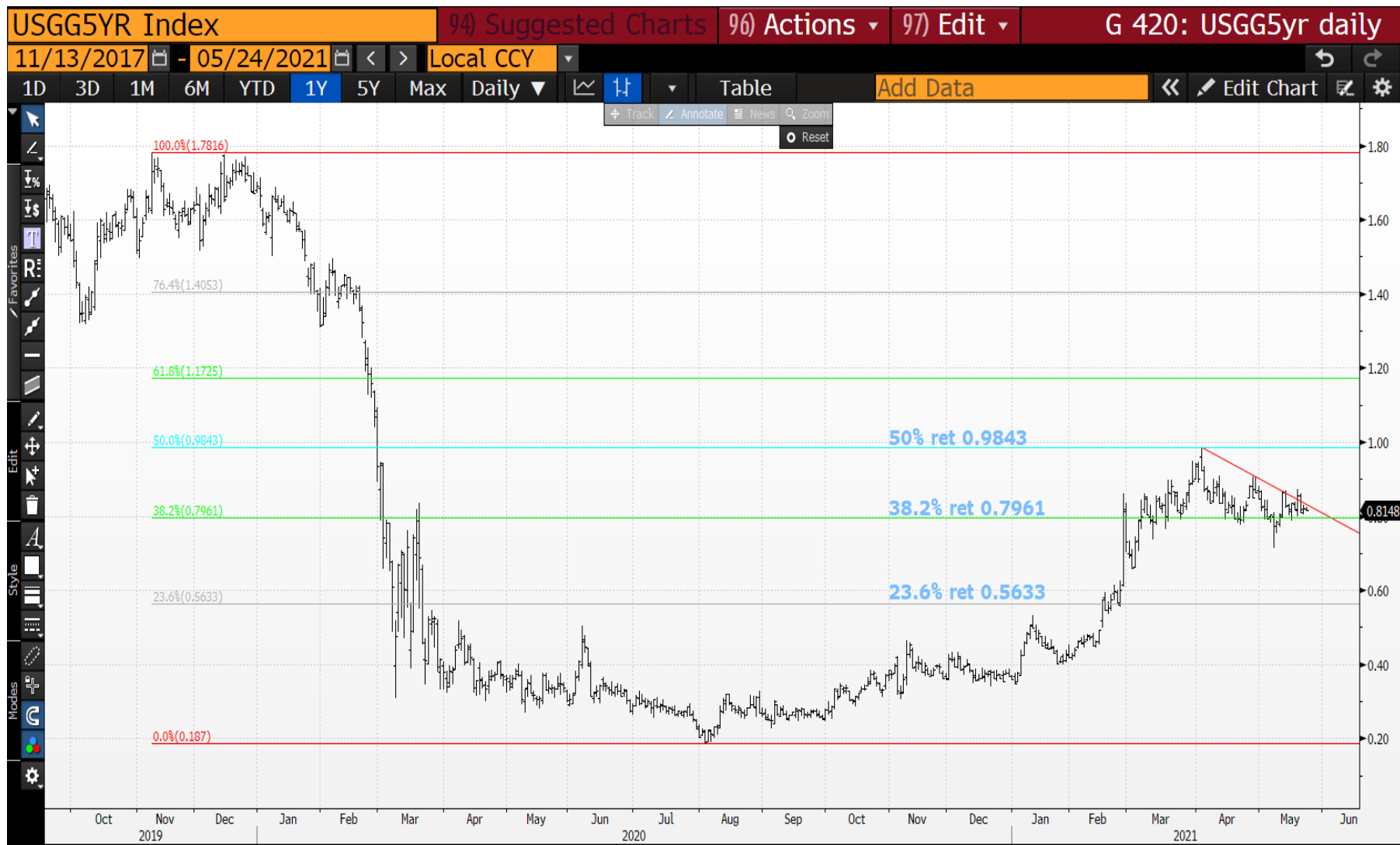
US 5yr yield quarterly : Little here RSI wise nor level wise.



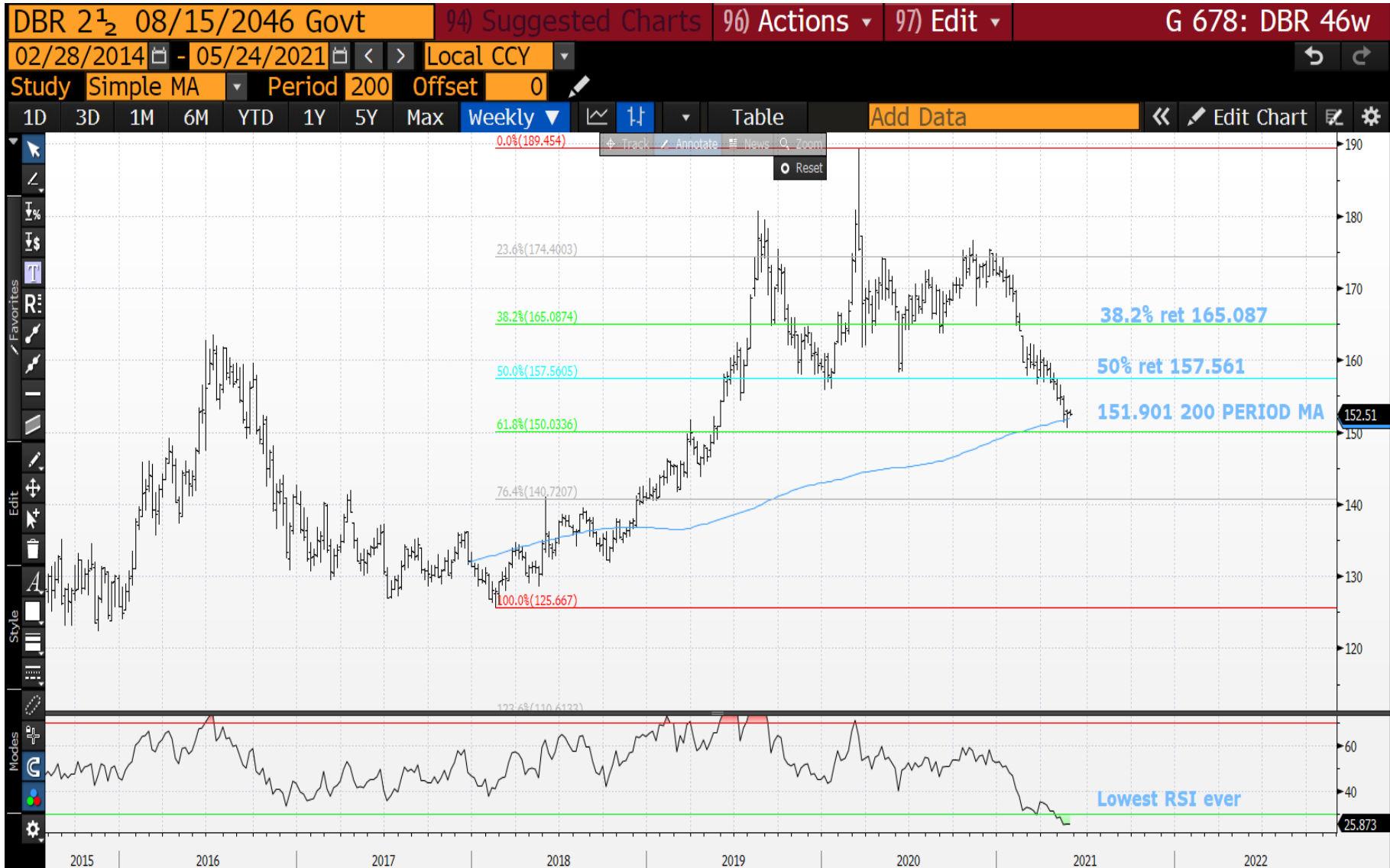
US 5yr yield weekly : We have potentially a NICE LONGTERM TOP in play. We have FAILED the 23.6% ret 0.8737 AGAIN and hopefully will BREACH the recent low 0.7132.



US 5yr yield daily : We keep failing the trend line so ideally we breach the 38.2%ret 0.7961 soon.



DBR 46 weekly : We continue to HOLD the 200 weekly moving average 151.901 whilst the RSI remains the LOWEST EVER.



This research was prepared by Chris Williams. He is a self-employed contractor with Astor Ridge. A history of his research can be provided upon request in compliance with the European Commission's Market Abuse Regulation.

Astor Ridge takes no proprietary trading risk, has no market making facilities, and has no position in any security we discuss in this e-mail. The views in this e-mail are those of the author(s) and are subject to change, and Astor Ridge has no obligation to update its opinions or the information in this publication. If this e-mail contains recommendations, those recommendations reflect solely and exclusively those of the author, and such opinions were prepared independently of any other interests, including those of Astor Ridge and/or its affiliates.

This publication does not constitute personal investment advice or take into account the individual financial circumstances or objectives of the clients who receive it. The securities discussed herein may not be suitable for all investors. Astor Ridge recommends that investors independently evaluate each issuer, security or instrument discussed herein, and consult any independent advisors they believe necessary.

The value of and income from any investment may fluctuate from day to day as a result of changes in relevant economic markets (including changes in market liquidity). The information herein is not intended to predict actual results, which may differ substantially from those reflected. Past performance is not necessarily indicative of future results.

You should not use or disclose to any other person the contents of this research, nor take copies. This is not a representation or warranty and is not intended nor should it be taken to create any legal relations, contractual or otherwise. This research and any files transmitted with it are confidential, may be legally privileged, and are for the sole use of the intended recipient. Copyright in this research and any accompanying document created by Astor Ridge LLP is owned by Astor Ridge LLP.

Astor Ridge LLP is regulated by the Financial Conduct Authority (FCA): Registration Number 579287

Astor Ridge LLP is Registered in England and Wales with Companies House: Registration Number OC372185

Astor Ridge NA LLP is a member of FINRA/SIPC: CRD Number 282626

Astor Ridge NA LLP is Registered in England and Wales with Companies House: Registration Number OC401796