

**BOND UPDATE : WE ARE EDGING TOWARD A VERY BIG DROP IN BOND YIELDS!
SUB LAST MONTHS NON-FARM LOW WILL BE A MASSIVE HELP.**

US CURVES WILL SEE A “HUGE” FLATTENING IF YIELDS FALL!

**THE MONTHLY RSI DISLOCATIONS REMAIN AND SOME KEY LEVELS ARE APPROACH IN
EQUITIES.**

US 5YR YIELDS HAVE REJECTED THE MULTIYEAR 23.6% RET 0.8737 ON ITS LATEST BOUNCE.

**THE US 30YR YIELD CHART IS FAILING SO MANY PROFOUND LEVELS AND HOPEFULLY THIS
MONTHS NON-FARM WILL HELP.**

**GET READY TO PARTY LIKE 1994! THE HISTORICAL-TECHNICAL PICTURE HIGHLIGHTS A
SWATHE OF 1994 RSI EXTENSIONS WHICH ARE VERY OBVIOUSLY EXCEPTIONAL!**

ESSENTIALLY THESE TECHNICAL DISLOCATIONS ARE HISTORICALLY UNSUSTAINABLE.

**US BOND AND SWAP CURVES CONTINUE TO “SCREAM” FOR A MAJOR FLATTENING GIVEN
THE HISTORICAL RSI DISLOCATION. THE OTHER POINTER IS THE 102030 SWAP CURVES
CONTINUES TO INDICATE THE 20YR IS “OUT OF LINE” WITH THE WINGS!**

US102030 Swap monthly : We have HELD the long-term resistance 50% ret 34.4750, the RSI remains HIGH. Things happened quicker in 2008 but we still have time. If yields head lower then remember HOW far this could also go, see 2008!



US 5-30 Swap monthly : We have now FORMED a TOP against the long-term resistance 115.713 and the RSI dislocation remains similar to 2008! The RSI remains steadfast and we have a LONGWAY to go! When this breaks lower it will hurt.



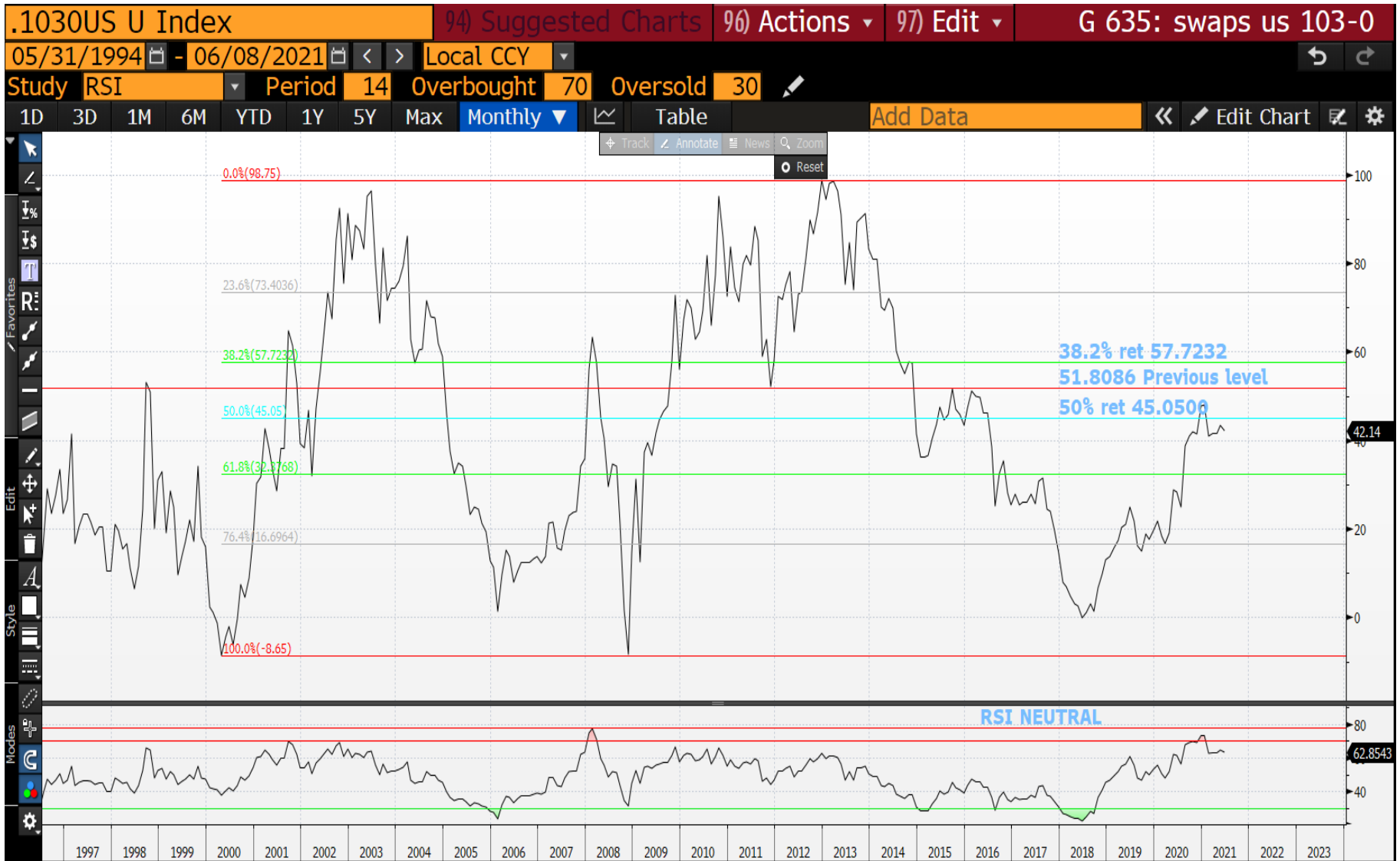
08/06/2021

US 5-30 monthly : We have created a NEAR perfect double top against the 38.2% ret 166.202. We should head lower from here on in.



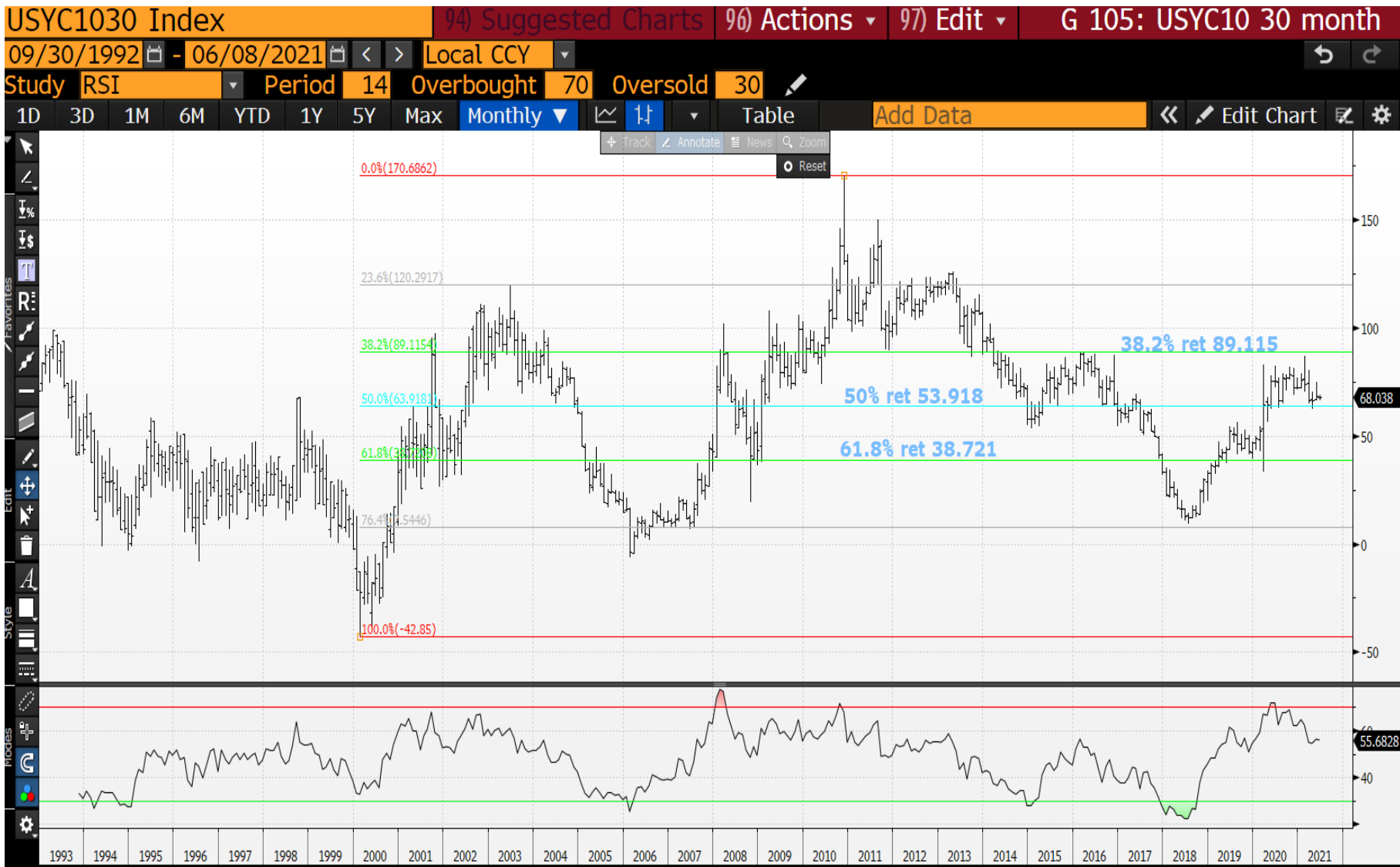
08/06/2021

US 10-30 Swap monthly : The RSI is similar to 2008 and we are seeing a rejection of the 50% ret 45.0500. The 2008 move was menacing but we seem to be needing more time this time around. SUB 40 WILL BE A BIG BONUS.



08/06/2021

US 10-30 monthly : The RSI is muted and ideally we need to breach the multiyear 50% ret 53.918 soon. We are CLOSE.



08/06/2021

US 10-20 Swap weekly : Certainly a chart to watch given we have created an upside negative PIERCE but we do need to PUSH back below the 2.2956 moving average.



08/06/2021

USGG30yr quarterly : The RSI continues to be lofty and we are teasing the 2.5090 2008 low.



USGG30yr monthly : We have continued to “TEST” the 2.4271 50 day MA, it has proved impressive resistance. Ideally we BREACH the 2.1548 low soon which will “OPEN THE FLOOD GATES”.



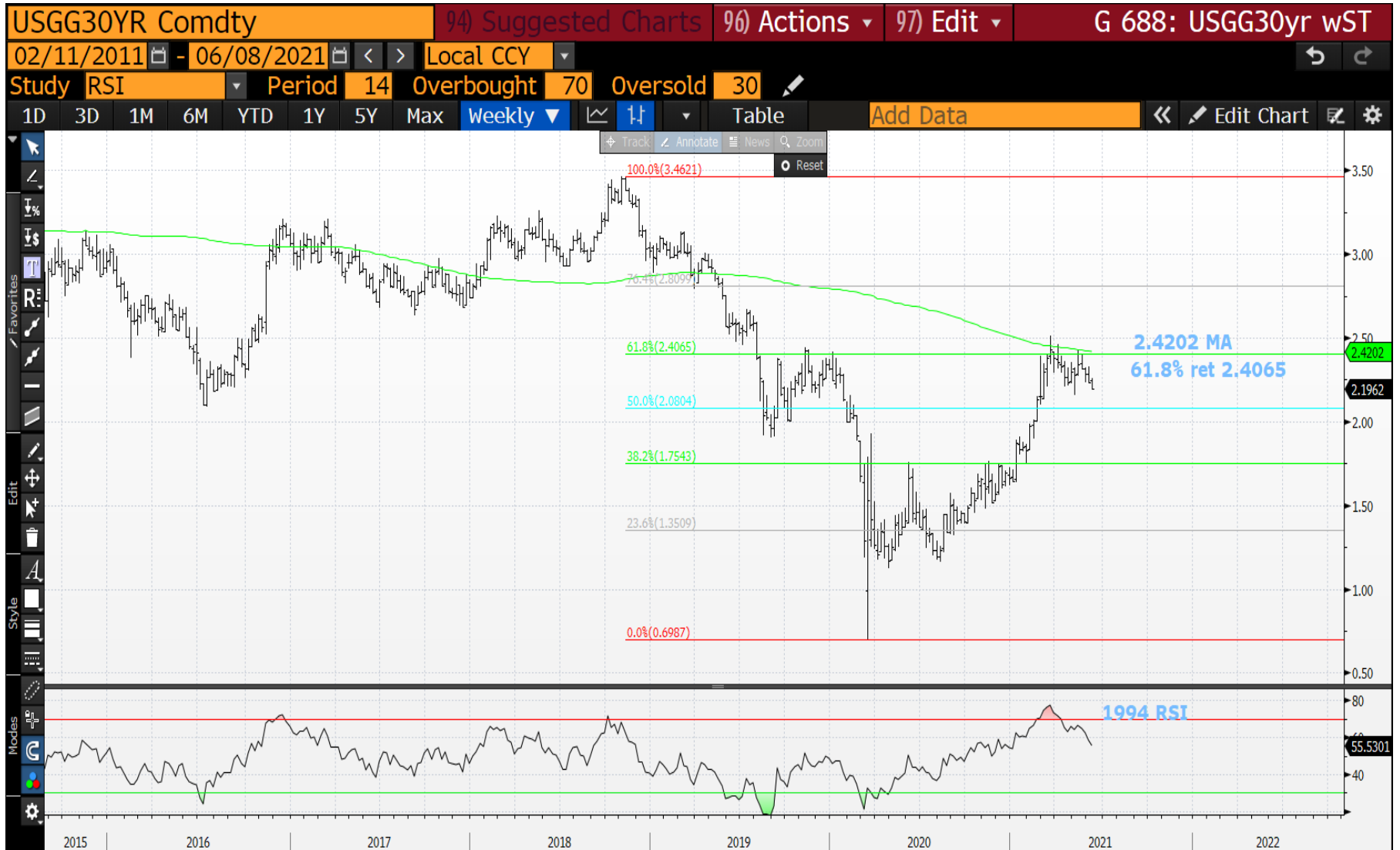
USGG30yr weekly : We persist in failing the moving average 2.4201 whilst storing up a lot of energy for a break out and ideally that is in the form of a breach of the 2.1548 recent low.



08/06/2021

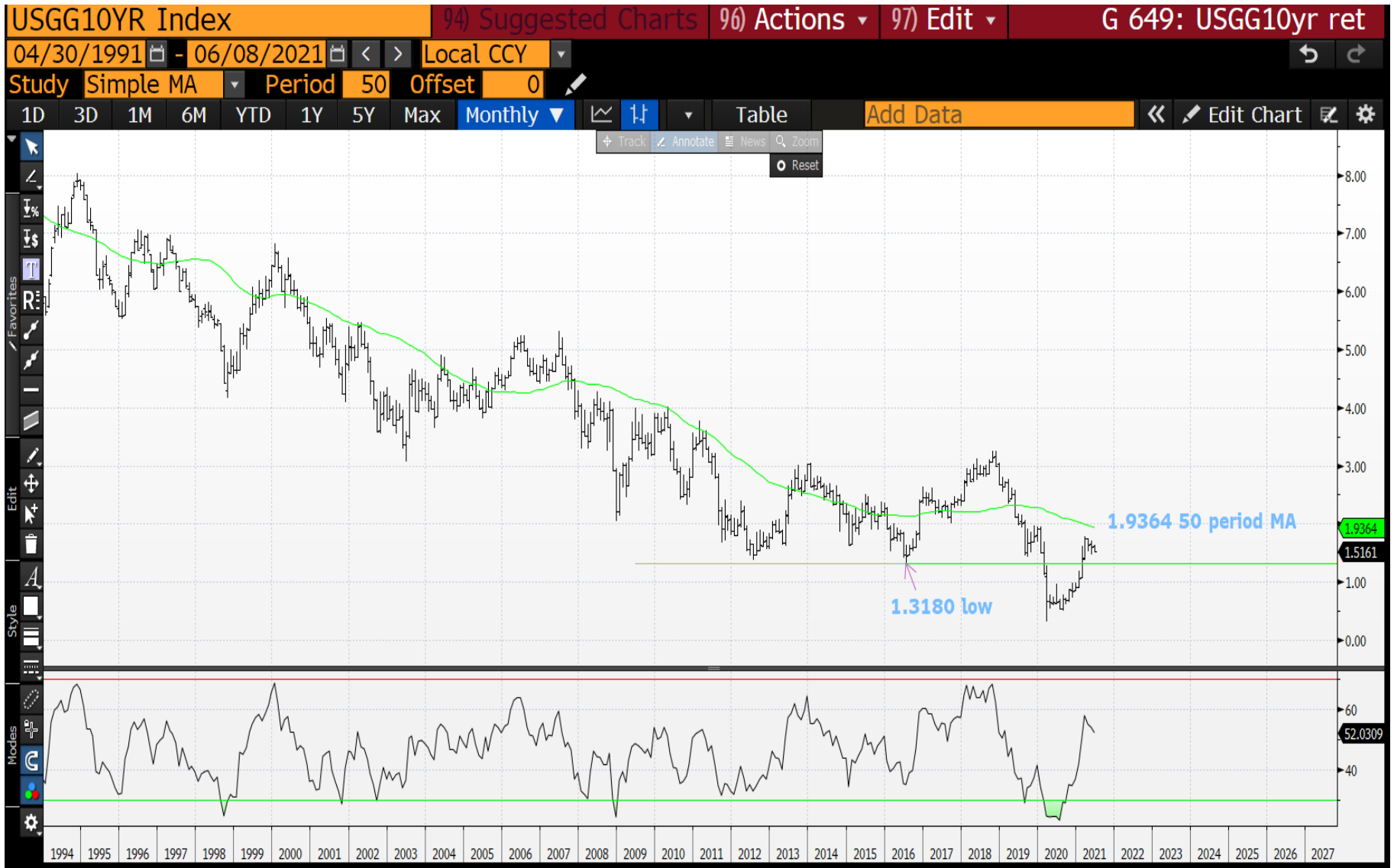
10

USGG30yr weekly : If we breach the recent low 2.1548 then the relocation lower will be VERY RAPID!

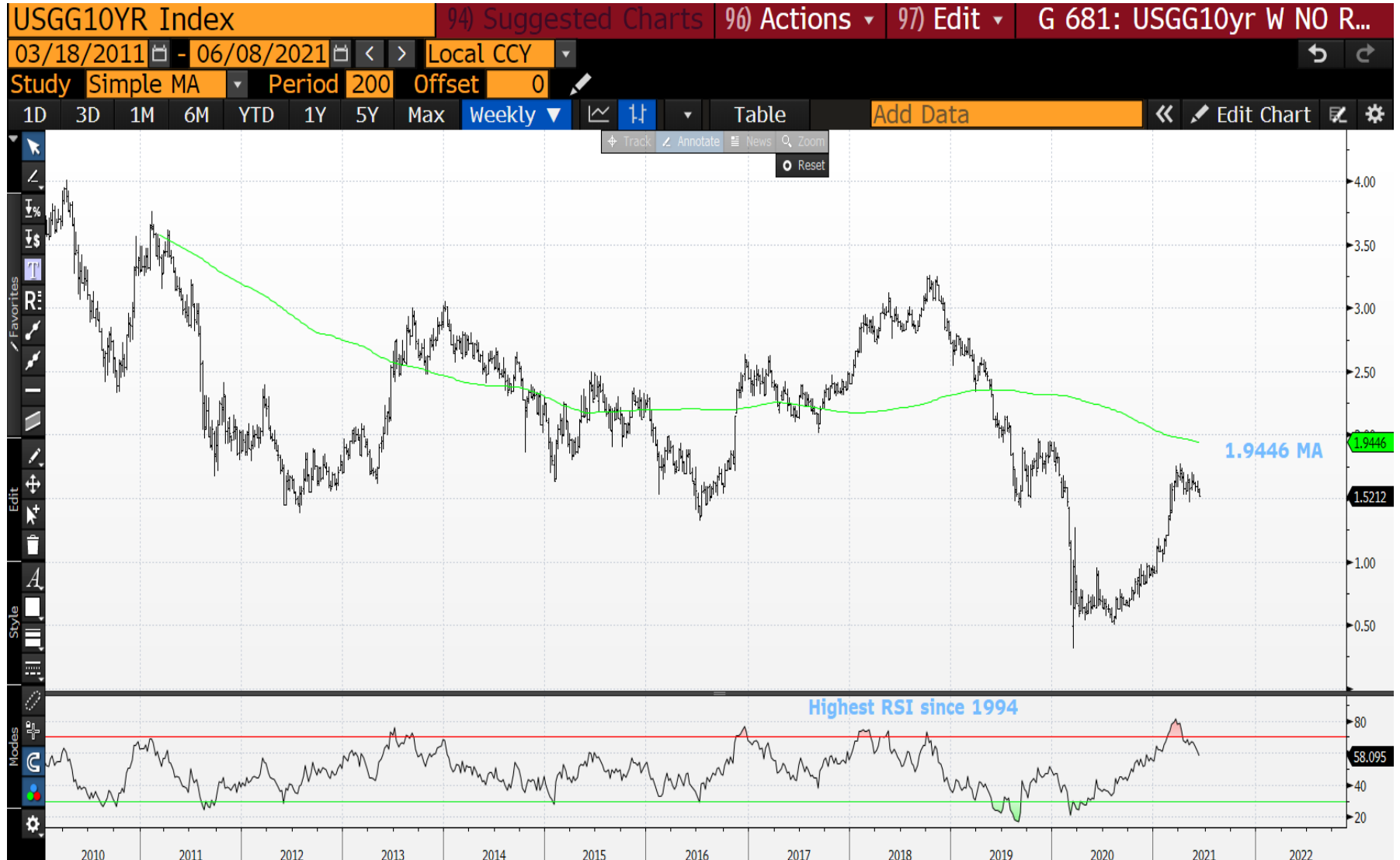


08/06/2021

US 10yr yield monthly : We have spent 3 months in this range so a breach will be explosive, plenty of room in the RSI.



US 10yr yield weekly : A VERY important RSI dislocation given it is the HIGHEST since 1994 and it hasn't abated! A SOLID top in play now. We just need to break out of this congested range and 1.4643 low.

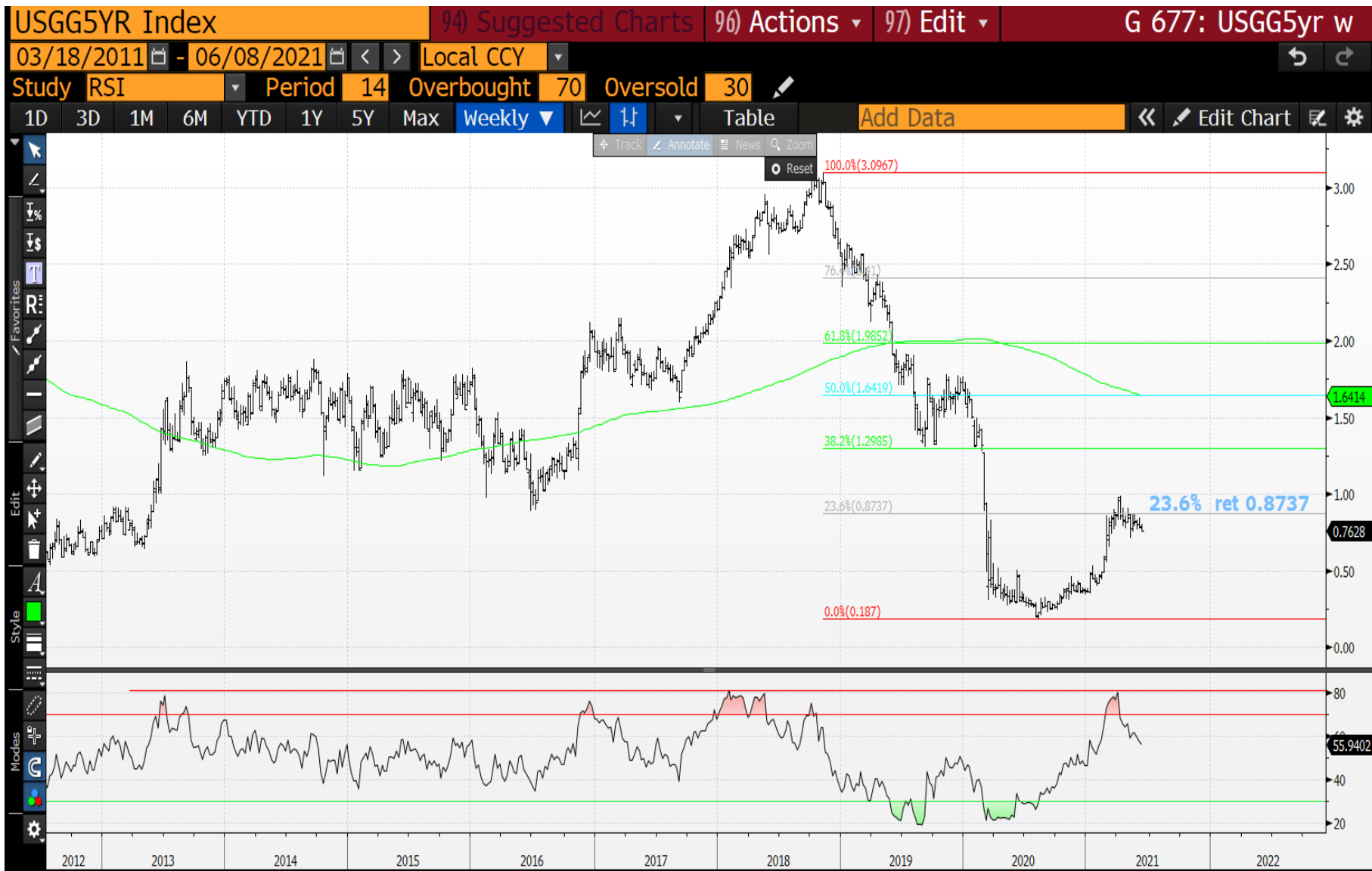


08/06/2021

US 10yr yield weekly : A further chart with congestion so ideally we breach the 38.2% ret 1.4390 it will be free fall time.



US 5yr yield weekly : We have potentially a NICE LONGTERM TOP in play. We FAILED the 23.6% ret 0.8737 AGAIN and hopefully will BREACH the recent low 0.7132 soon.



08/06/2021

15

DBR 46 weekly : A near perfect chart given we HELD the 152.132 200 period moving average and the RSI has never been this dislocated before. Things should liven up once above the 50% ret 157.561.



This research was prepared by Chris Williams. He is a self-employed contractor with Astor Ridge. A history of his research can be provided upon request in compliance with the European Commission's Market Abuse Regulation.

Astor Ridge takes no proprietary trading risk, has no market making facilities, and has no position in any security we discuss in this e-mail. The views in this e-mail are those of the author(s) and are subject to change, and Astor Ridge has no obligation to update its opinions or the information in this publication. If this e-mail contains recommendations, those recommendations reflect solely and exclusively those of the author, and such opinions were prepared independently of any other interests, including those of Astor Ridge and/or its affiliates.

This publication does not constitute personal investment advice or take into account the individual financial circumstances or objectives of the clients who receive it. The securities discussed herein may not be suitable for all investors. Astor Ridge recommends that investors independently evaluate each issuer, security or instrument discussed herein, and consult any independent advisors they believe necessary.

The value of and income from any investment may fluctuate from day to day as a result of changes in relevant economic markets (including changes in market liquidity). The information herein is not intended to predict actual results, which may differ substantially from those reflected. Past performance is not necessarily indicative of future results.

You should not use or disclose to any other person the contents of this research, nor take copies. This is not a representation or warranty and is not intended nor should it be taken to create any legal relations, contractual or otherwise. This research and any files transmitted with it are confidential, may be legally privileged, and are for the sole use of the intended recipient. Copyright in this research and any accompanying document created by Astor Ridge LLP is owned by Astor Ridge LLP.

Astor Ridge LLP is regulated by the Financial Conduct Authority (FCA): Registration Number 579287

Astor Ridge LLP is Registered in England and Wales with Companies House: Registration Number OC372185

Astor Ridge NA LLP is a member of FINRA/SIPC: CRD Number 282626

Astor Ridge NA LLP is Registered in England and Wales with Companies House: Registration Number OC401796